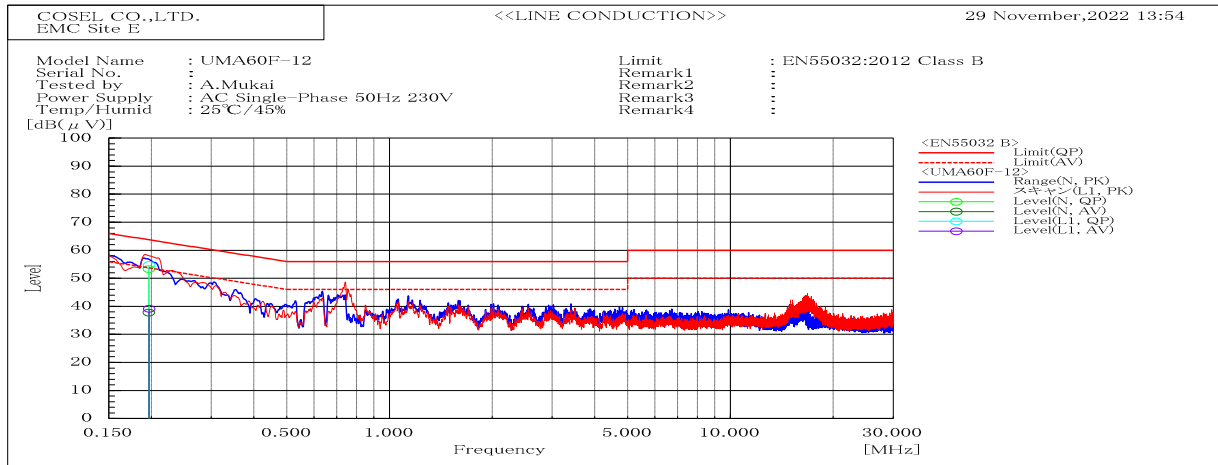
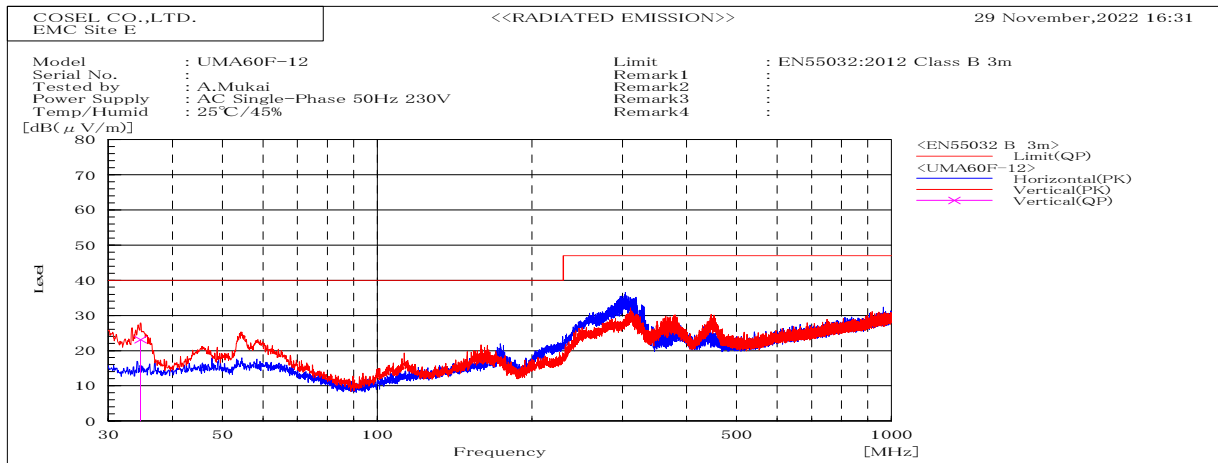


DATA SHEET		Date	03-Feb-23
Model	UMA60F-12	Temp.	25 degreeC
Test	EMI Line conduction & Radiated emission	Humid.	40 %RH
		Tested by	A.Mukai



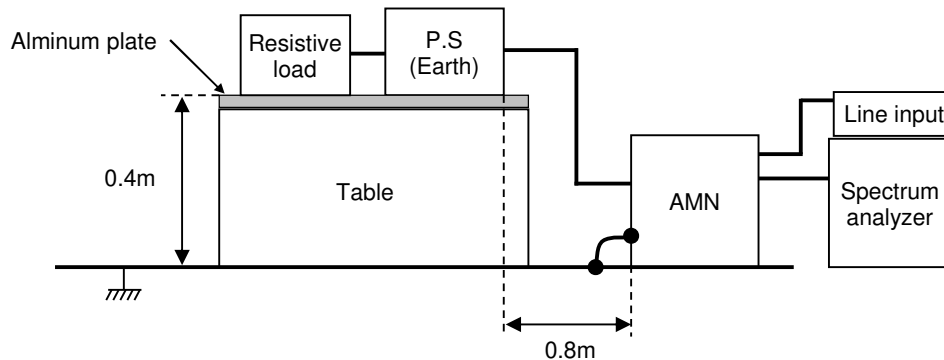
Frequency	Line	Level		Limit		Margin		Pass/Fail	Remark
MHz		dB(μV)		dB(μV)		dB			
		QP	AV	QP	AV	QP	AV		
0.197	L1	54.7	39.1	63.7	53.7	9	14.6	Pass	
0.197	N	53.3	37.8	63.7	53.7	10.4	15.9	Pass	



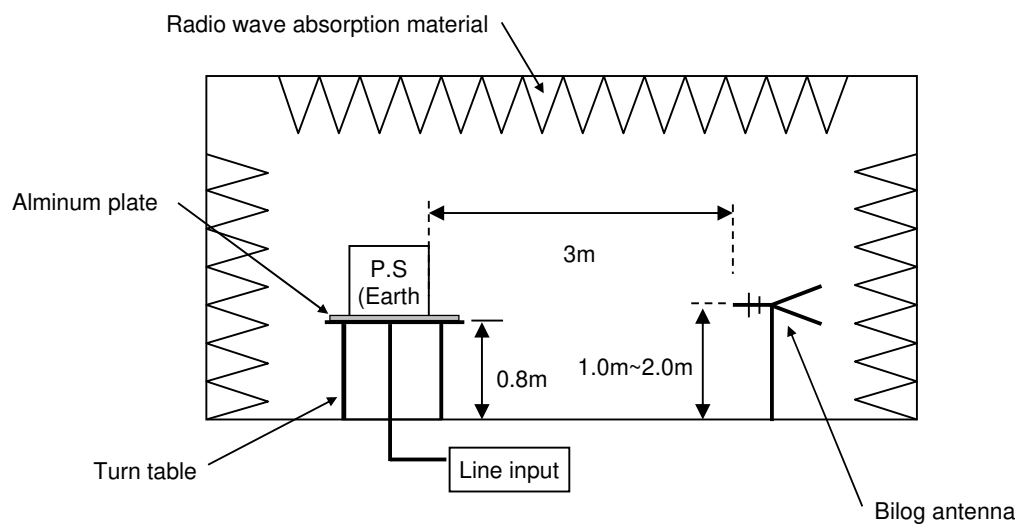
Frequency	Polarization	Stability	Level	Limit	Margin	Pass/Fail	Height	Angle	Remark
MHz			dB(μV/m)	dB(μV/m)	dB		cm	deg	
			QP	QP	QP				
34.658	V	Stable	23.1	40	16.9	Pass	100	113.7	

DATA SHEET		Date	03-Feb-23
Model	Circuit used for measurement	Temp.	25 degreeC
Test	EMI Line conduction & Radiated emission	Humid.	40 %RH
		Tested by	A.Mukai

1. Line conduction



2. Radiated emission




Conditions

Test : EMI
Model Name: UMA60F-12

Photographs of Test Set-Up

1. LINE CONDUCTION



2. RADIATED EMISSION

