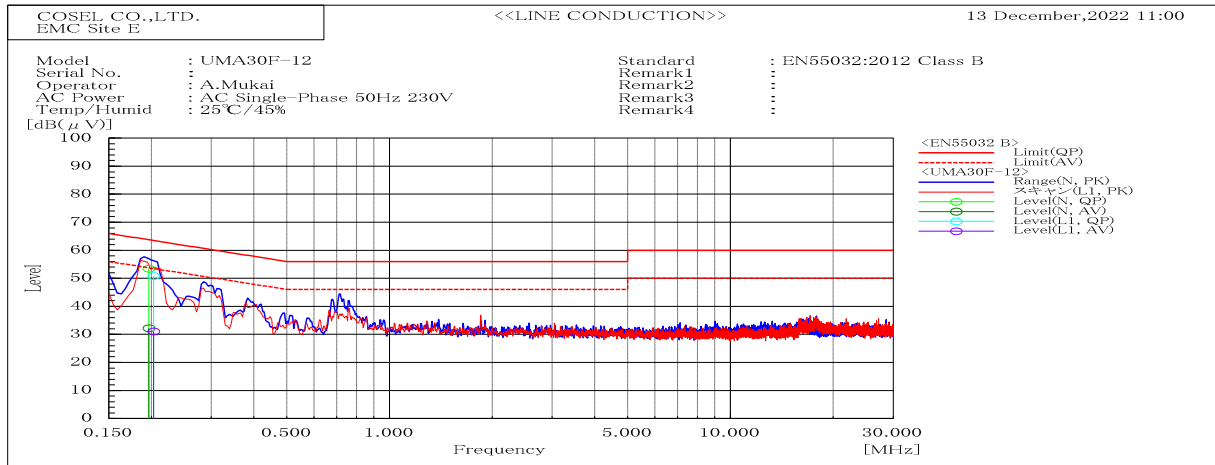
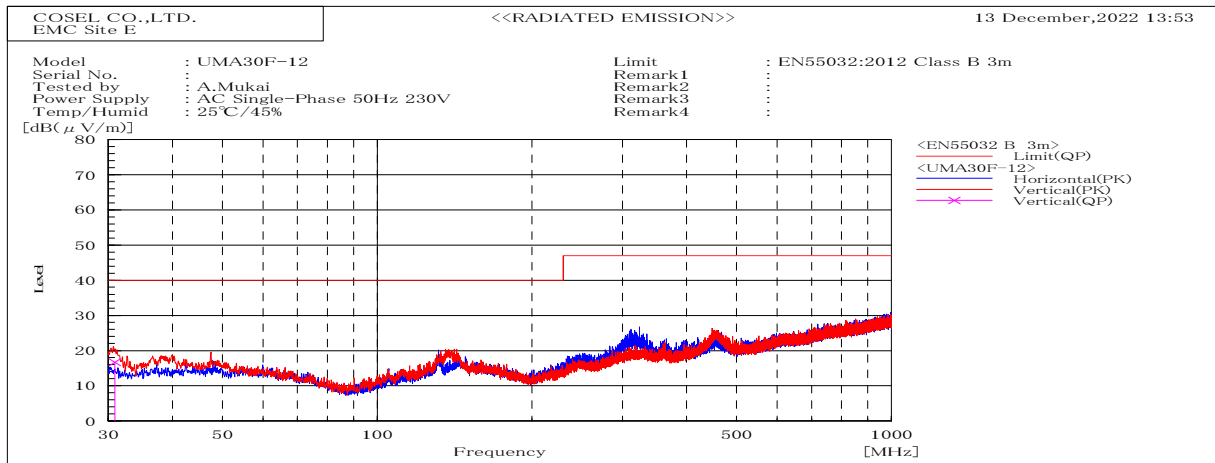


DATA SHEET		Date	03-Feb-23
Model	UMA30F-12	Temp.	25 degreeC
Test	EMI Line conduction & Radiated emission	Humid.	40 %RH
		Tested by	A.Mukai



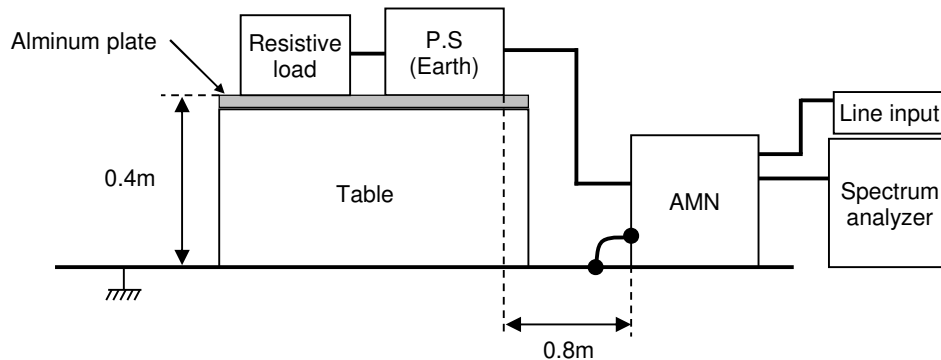
Frequency	Line	Level		Limit		Margin		Pass/Fail	Remark
MHz		dB(μV)		dB(μV)		dB			
		QP	AV	QP	AV	QP	AV		
0.197	N	53.4	32.2	63.7	53.7	10.3	21.5	Pass	
0.203	L1	50.8	31	63.5	53.5	12.7	22.5	Pass	



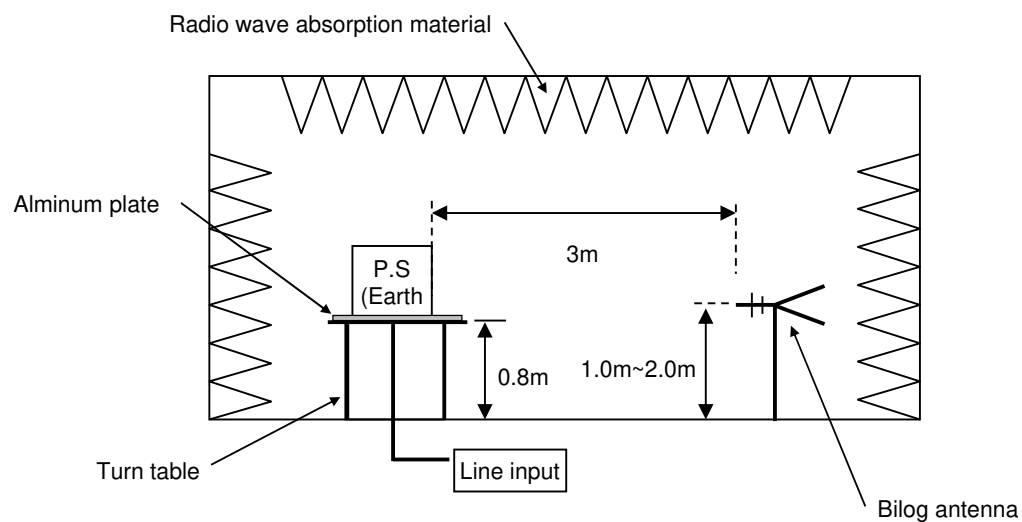
Frequency	Polarization	Stability	Level	Limit	Margin	Pass/Fail	Height	Angle	Remark
MHz			dB(μV/m)	dB(μV/m)	dB		cm	deg	
			QP	QP	QP				
30.879	V	Stable	16.7	40	23.3	Pass	100.2	130	

DATA SHEET		Date	03-Feb-23
Model	Circuit used for measurement	Temp.	25 degreeC
Test	EMI Line conduction & Radiated emission	Humid.	40 %RH
		Tested by	A.Mukai

1. Line conduction



2. Radiated emission




Conditions

Test : EMI
Model Name: UMA30F-12

Photographs of Test Set-Up

1. LINE CONDUCTION



2. RADIATED EMISSION

