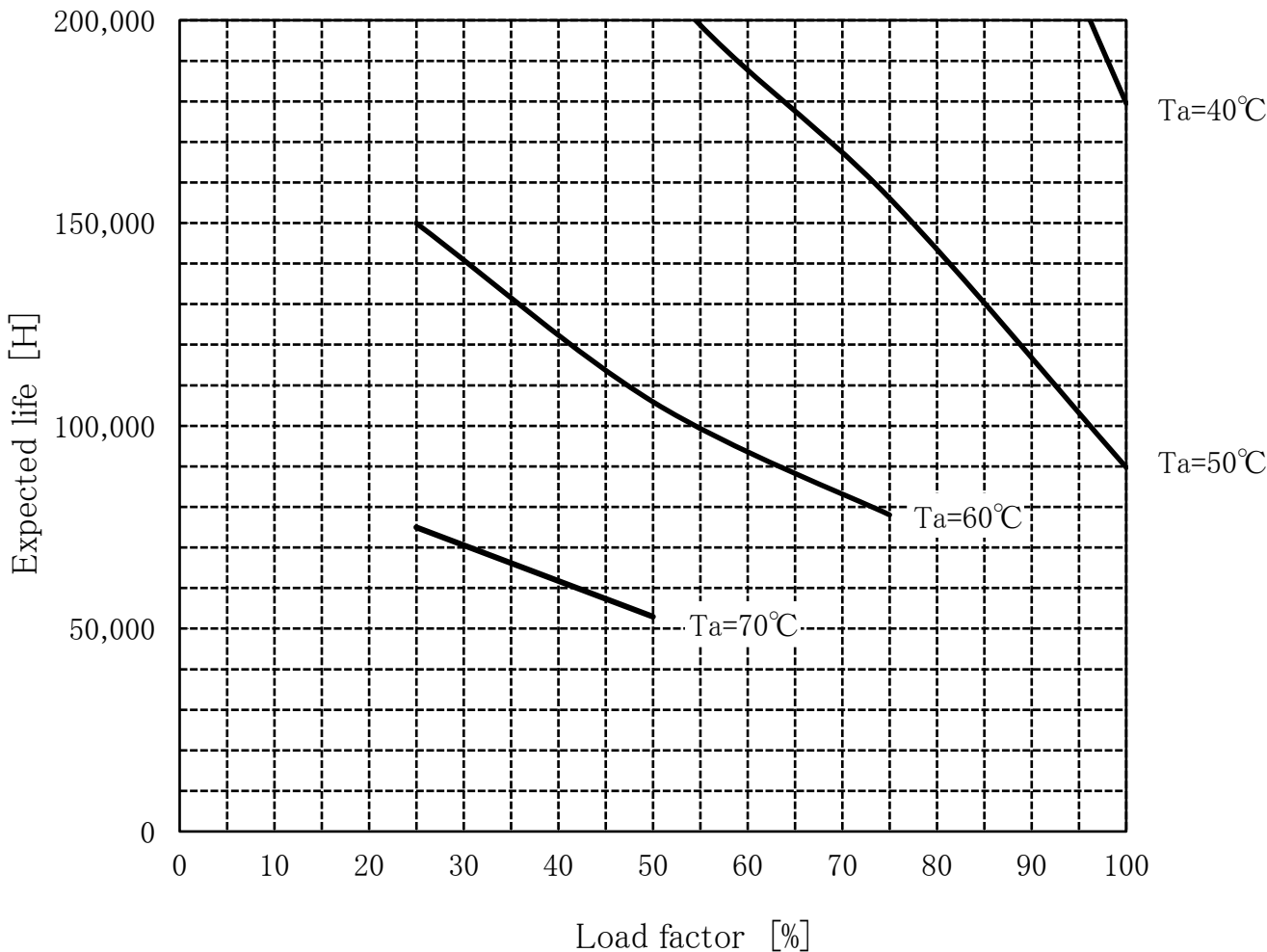


TEPS20F24 Expected Life : 推定寿命



- Above expected life time is calculated according our calculation standard.
上記推定寿命は、当社算出基準に従い算出したものです。
- Over the area of 100,000 hours, the degradation of sealing rubber, etc., is not included in the calculation.
10万時間以上の領域では、封ロゴムの劣化等の影響は、計算式には含まれていません。

Conditions

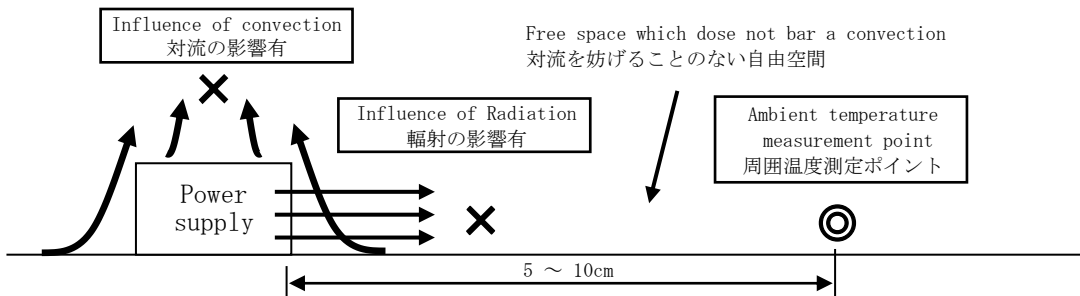
(1) Input voltage 90 ~ 264VAC 60Hz

(2) Output voltage
Output current

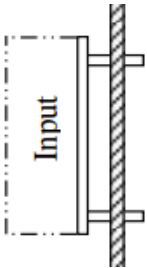
DC OUTPUT	Load factor			
	100%	75%	50%	25%
24V	0.85A	0.64A	0.43A	0.21A

(3) Cooling method Convection

(4) Mounting method Refer below



With the ambient temperature of graph, it measures in the environment of a figure.
グラフの周囲温度とは、図の環境で測定したものです。



Mounting method (C)