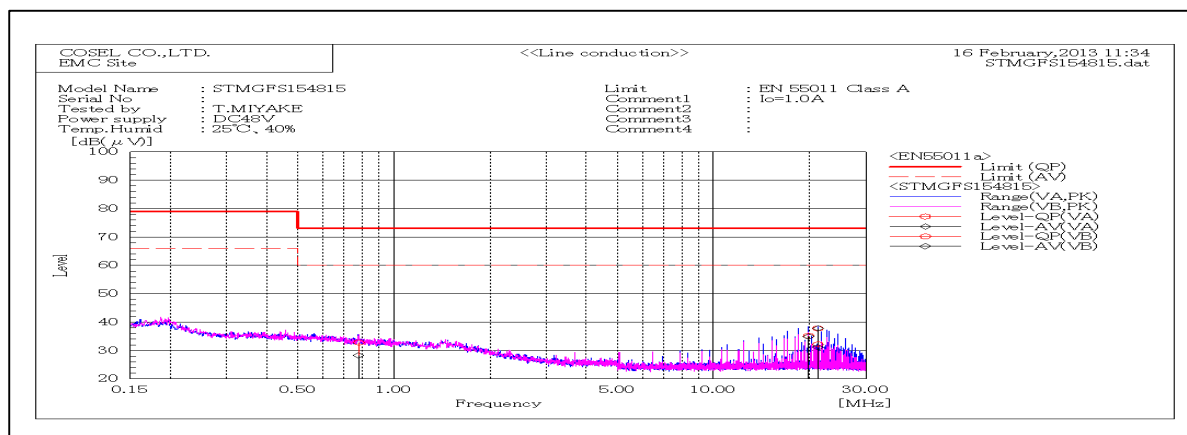
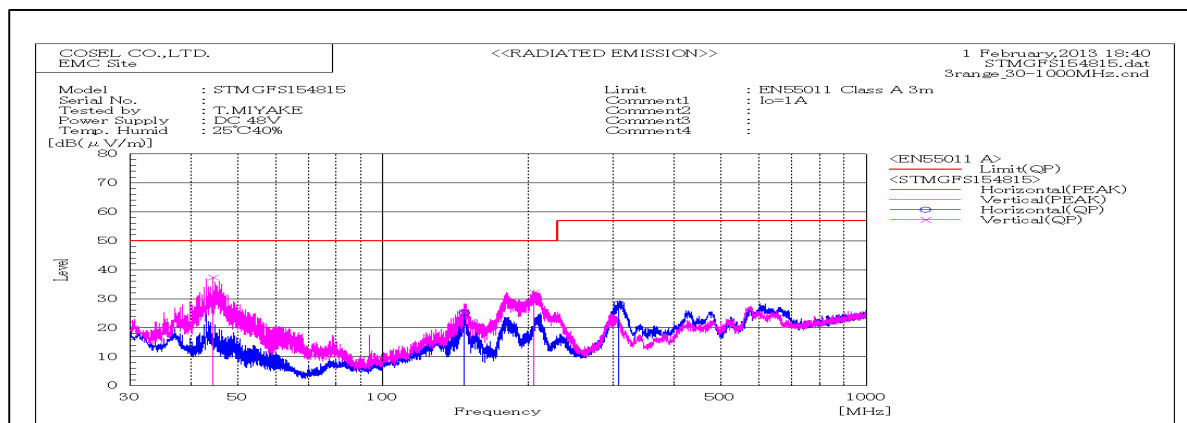


DATA SHEET

Model		STMGFS154815	Date	18-Feb-13
Test		EMI Line conduction & Radiated emission	Temp.	25 degreeC
			Humid.	40 %RH
			Tested by	T.Miyake



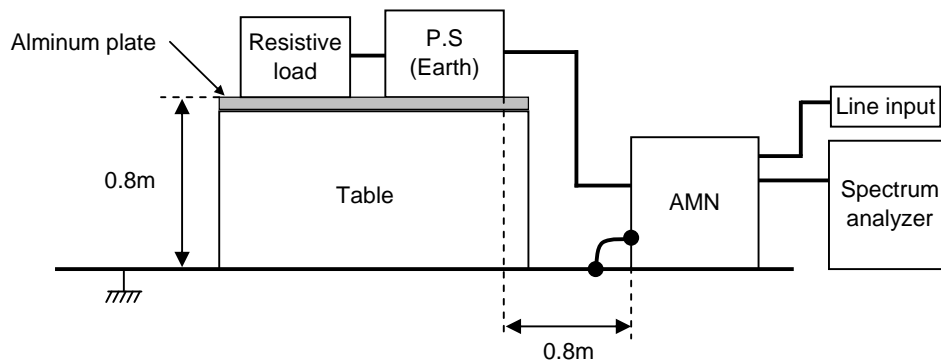
Frequency MHz	Harm	Line Phase	Reading dB(uV)		Factor dB	Level dB(uV)		Limit dB(uV)		Margin dB		Pass/ Fail	Remark
			QP	AV		QP	AV	QP	AV	QP	AV		
0.77724		VA	12.7	8.2	20.1	32.8	28.3	73	60	40.2	31.7	Pass	
19.82435		VB	14	13.7	21.2	35.2	34.9	73	60	37.8	25.1	Pass	
21.2049		VB	10.9	10	21.2	32.1	31.2	73	60	40.9	28.8	Pass	
21.20855		VA	16.6	16.6	21.2	37.8	37.8	73	60	35.2	22.2	Pass	



Frequency MHz	Polarization	Stability	Reading dB(uV)		Space Loss dB	Level dB(mW)		Margin dB	Pass/Fail	Height cm	Angle deg	Remark
			QP	AV		QP	AV					
44.512	V	Stable	56.4	-19.1		37.3	50	12.7	Pass	101	13	
147.459	H	Stable	45.4	-20.3		25.1	50	24.9	Pass	146	264	
205.405	V	Stable	48	-15.8		32.2	50	17.8	Pass	101	315	
308.124	H	Stable	45.6	-17.3		28.3	57	28.7	Pass	103	89	

DATA SHEET		Date	18-Feb-13
Model	Circuit used for measurement	Temp.	25 degreeC
Test	EMI Line conduction & Radiated emission	Humid.	40 %RH
		Tested by	T.Miyake

1. Line conduction



2. Radiated emission

