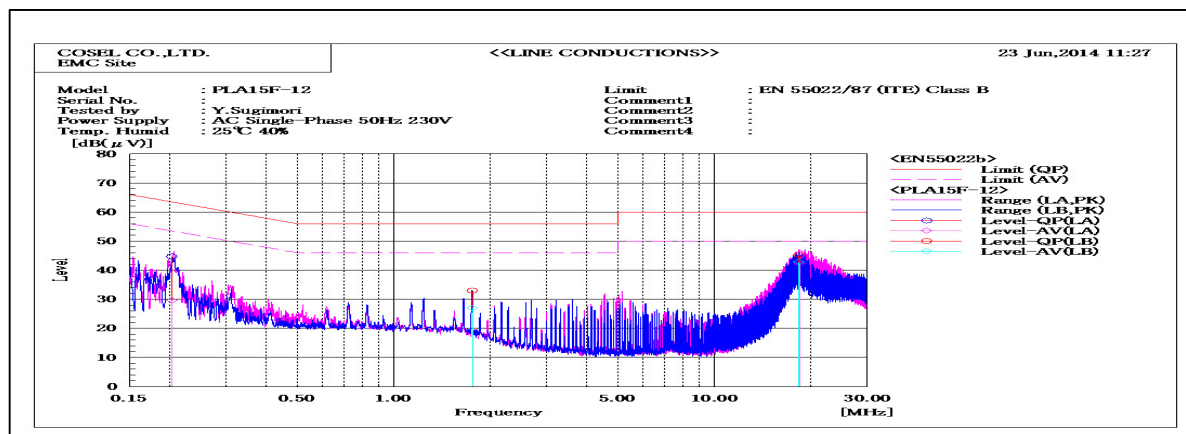
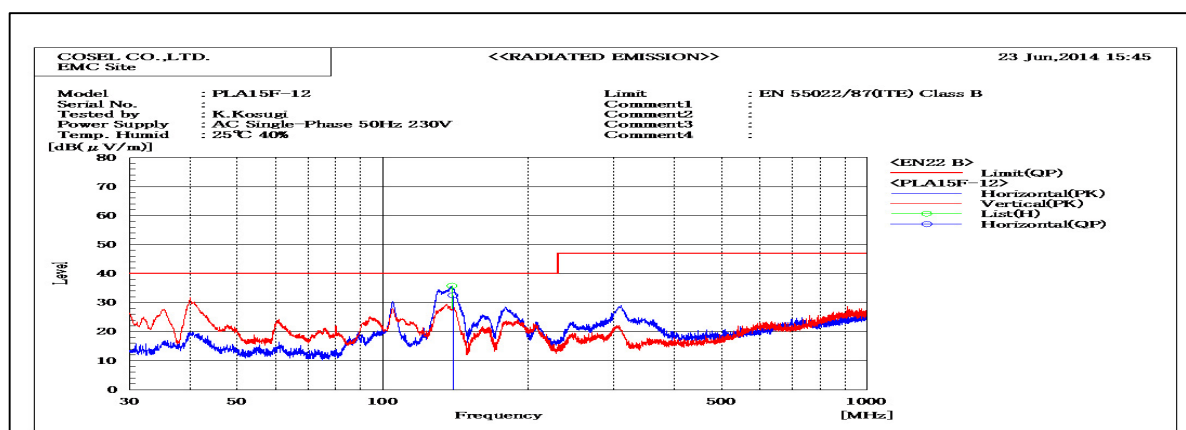




DATA SHEET		Date	02-Jul-14
Model	PLA15F-12	Temp.	25 degreeC
Test	EMI Line conduction & Radiated emission	Humid.	40 %RH
		Tested by	Y.Sugimori



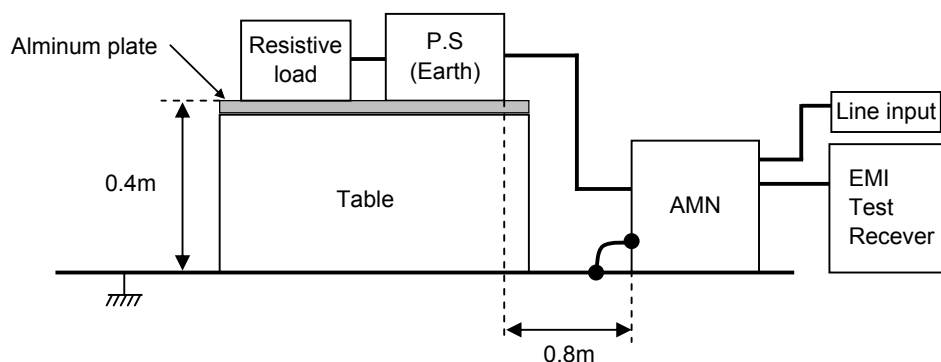
Frequency MHz	Line Phase	Reading dB(μV)		Factor dB	Level dB(μV)		Limit dB(μV)		Margin dB		Pass/ Fail	Remark
		QP	AV		QP	AV	QP	AV	QP	AV		
0.2028	LA	37.7	22.5	7.1	44.8	29.6	63.5	53.5	18.7	23.9	Pass	
1.75798	LB	25.3	19.3	7.7	33	27	56	46	23	19	Pass	
18.42585	LA	32.6	30.5	11.7	44.3	42.2	60	50	15.7	7.8	Pass	
18.31945	LB	34.5	32.2	10.8	45.3	43	60	50	14.7	7	Pass	



Frequency MHz	Polariz ation	Reading dB(μV)		Space Loss dB	Level dB(mW)		Margin dB	Pass/ Fail	Height cm	Angle deg	Remark
		QP	AV		QP	AV					
139.584	H	43.7	-11.2	-11.2	32.5	40	7.5	Pass	195	246	

DATA SHEET		Date	02-Jul-14
Model	Circuit used for measurement	Temp.	25 degreeC
Test	EMI Line conduction & Radiated emission	Humid.	40 %RH
		Tested by	Y.Sugimori

1. Line conduction



2. Radiated emission

