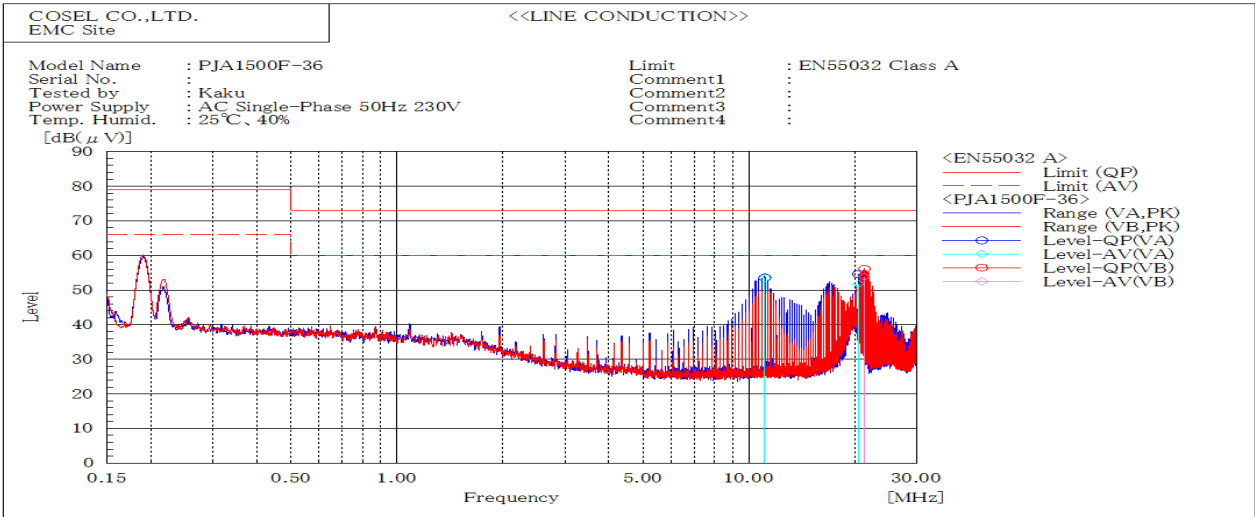
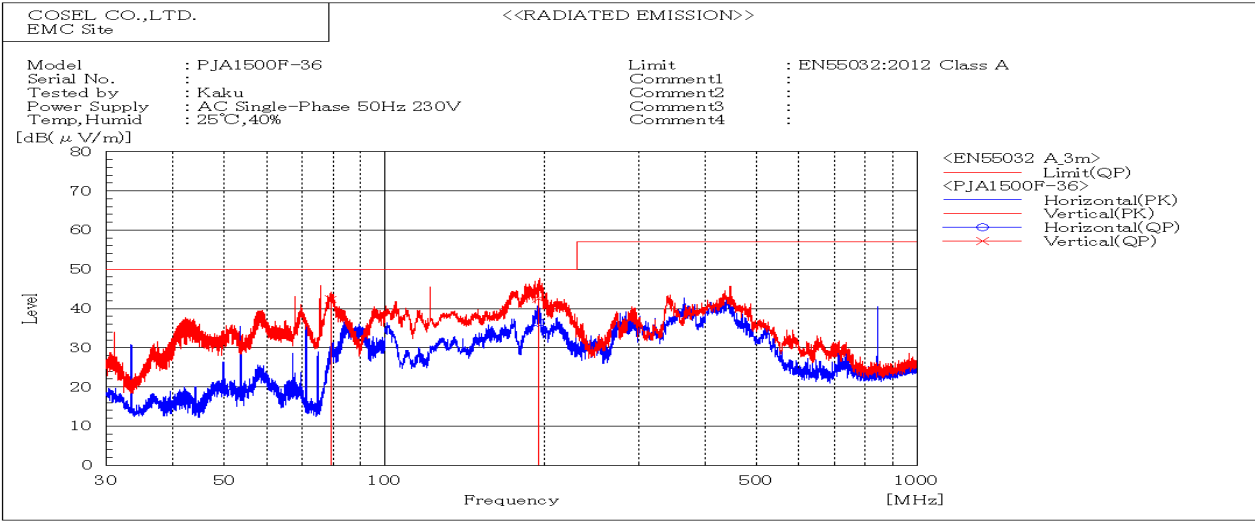


DATA SHEET		Date	03-Aug-18
Model	PJA1500F-36	Temp.	25 degreeC
Test	EMI Line conduction & Radiated emission	Humid.	40 %RH
		Tested by	Kaku



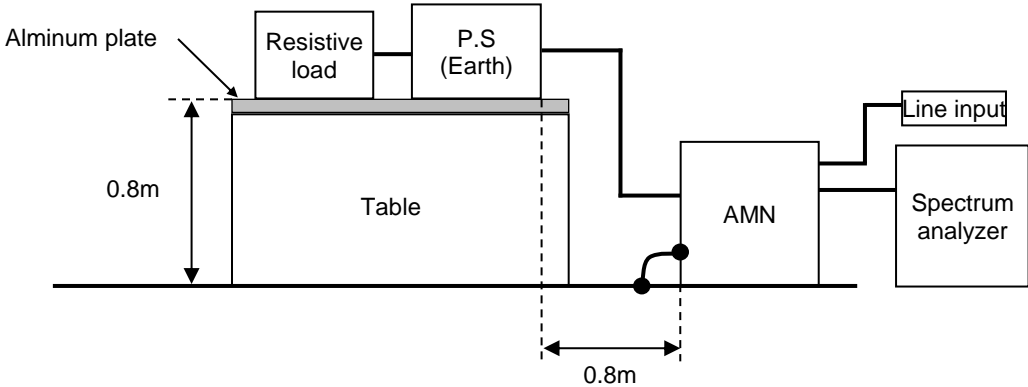
Frequency MHz	Line Phase	Level dB(μV)		Limit dB(μV)		Margin dB		Pass/Fail	Remark
		QP	AV	QP	AV	QP	AV		
11.12	VA	53.6	53.5	73.0	60.0	19.4	6.5	Pass	
20.49	VA	54.6	51.8	73.0	60.0	18.4	8.2	Pass	
21.36	VB	56.0	53.9	73.0	60.0	17.0	6.1	Pass	



Frequency MHz	Polarization	Stability	Reading dB(μV)	Limit dB(μV/m)	Margin dB(μV/m)	Pass/Fail	Height cm	Angle deg	Remark
			QP	QP	QP				
79.16	V	Stable	42.3	50.0	7.7	Pass	130	294	
194.30	H	Stable	36.4	50.0	13.6	Pass	148	228	
194.78	V	Stable	42.5	50.0	7.5	Pass	114	240	

DATA SHEET		Date	03-Aug-18
Model	Circuit used for measurement	Temp.	25 degreeC
Test	EMI Line conduction & Radiated emission	Humid.	40 %RH
		Tested by	Kaku

1. Line conduction



2. Radiated emission

