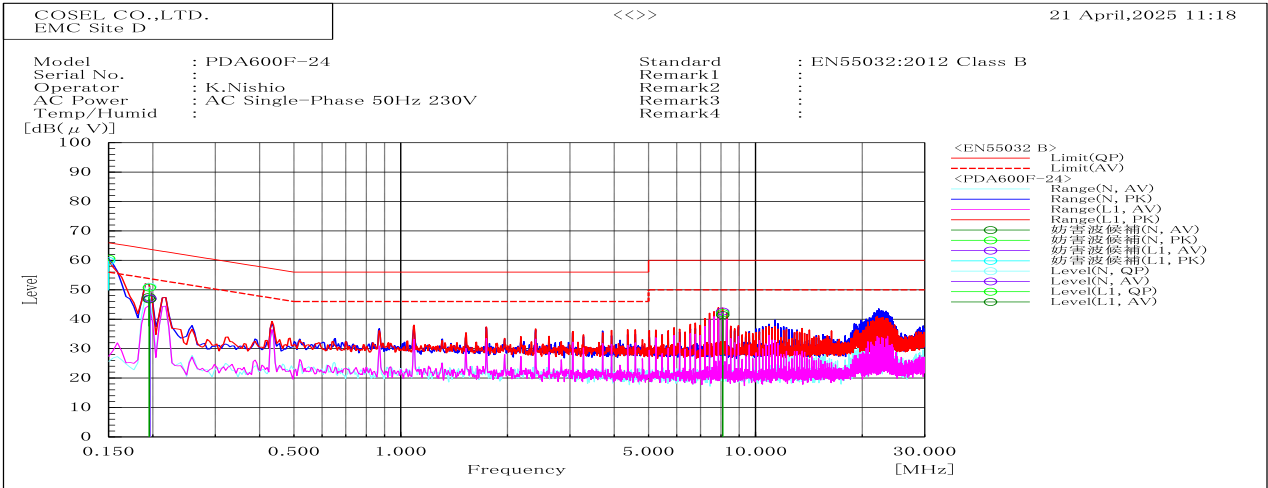
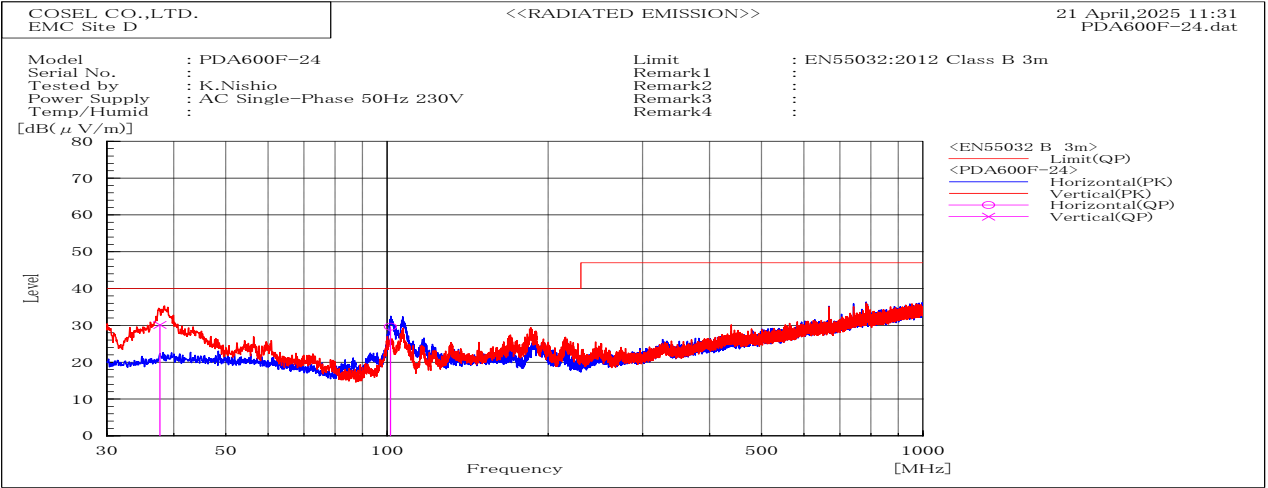


DATA SHEET		Date	19-Jun-25
Model	PDA600F-24	Temp.	25 degreeC
Test	EMI Line conduction & Radiated emission	Humid.	40 %RH
		Tested by	K.Nishio



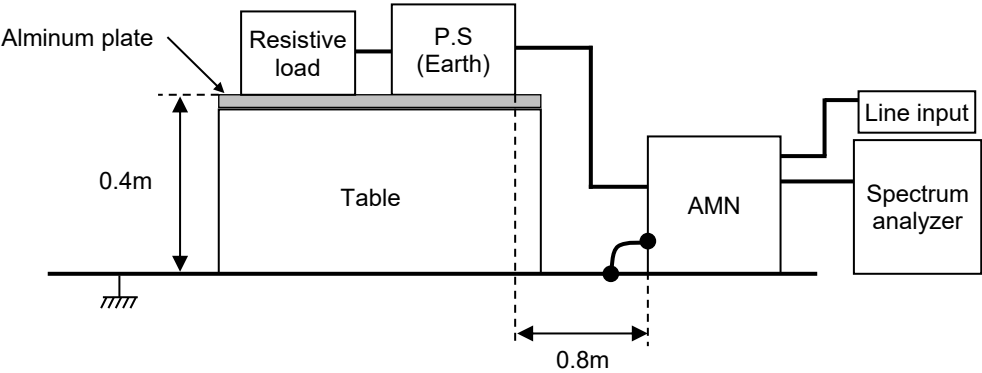
Frequency	Line	Level		Limit		Margin		Pass/Fail	Remark
MHz		dB(μV)		dB(μV)		dB			
		QP	AV	QP	AV	QP	AV		
0.196	L1	50.8	46.7	63.8	53.8	13	7.1	Pass	
8.082	L1	42.1	41.4	60	50	17.9	8.6	Pass	
0.196	N	51	47	63.8	53.8	12.8	6.8	Pass	
0.196	N	51	47	63.8	53.8	12.8	6.8	Pass	



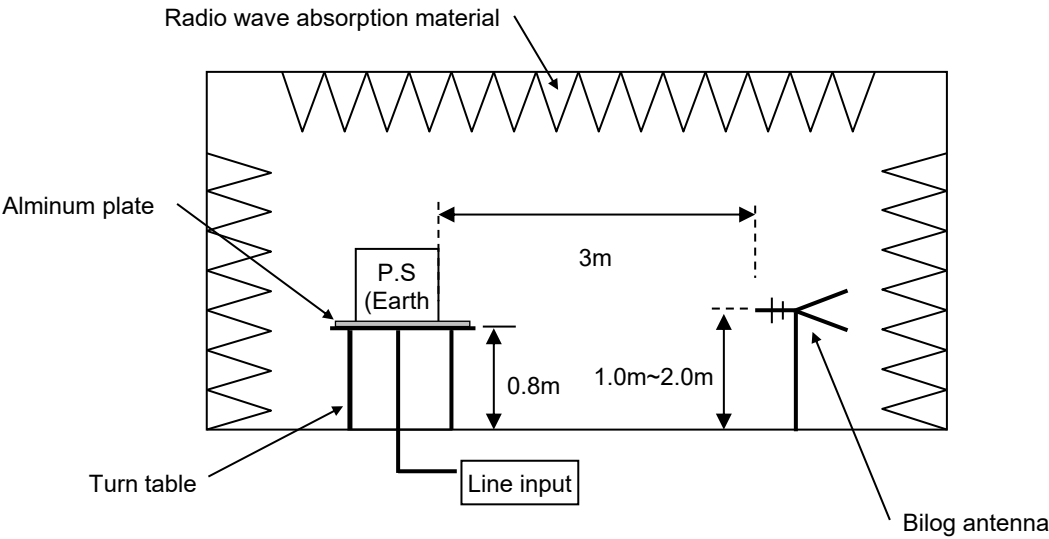
Frequency MHz	Polarization	Stability	Level	Limit	Margin	Pass/Fail	Height cm	Angle deg	Remark
			dB(uV/m) QP	dB(uV/m) QP	dB QP				
37.7	V	Stable	30.2	40	9.8	Pass	100.2	111.4	
101.47	H	Stable	29.6	40	10.4	Pass	198.3	167.5	

DATA SHEET		Date	19-Jun-25
Model	Circuit used for measurement	Temp.	25 degreeC
Test	EMI Line conduction & Radiated emission	Humid.	40 %RH
		Tested by	K.Nishio

1. Line conduction




2. Radiated emission



Conditions

Test : EMI
Model Name : PDA600F-24

1.LINE CONDUCTION



2.RADIATED EMISSION

