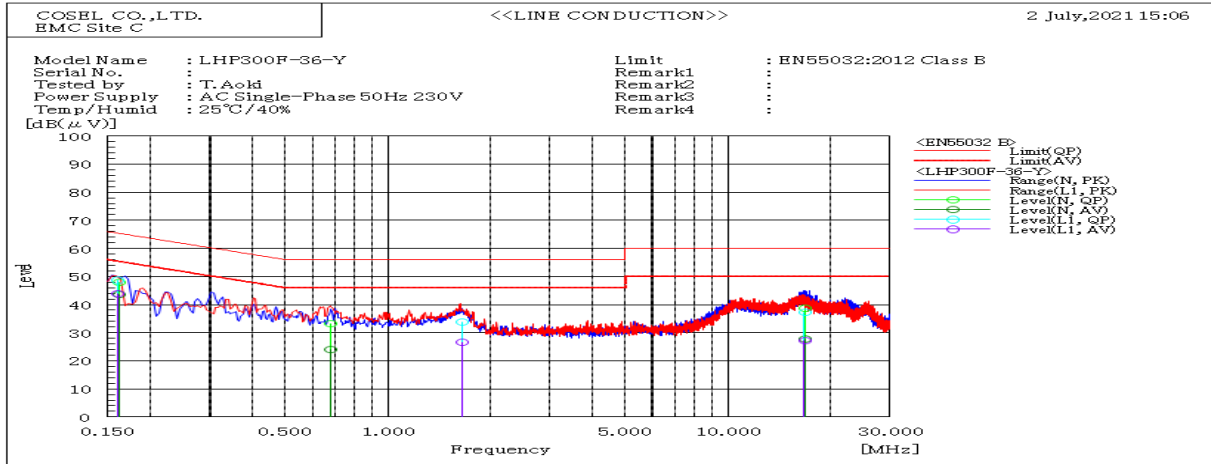
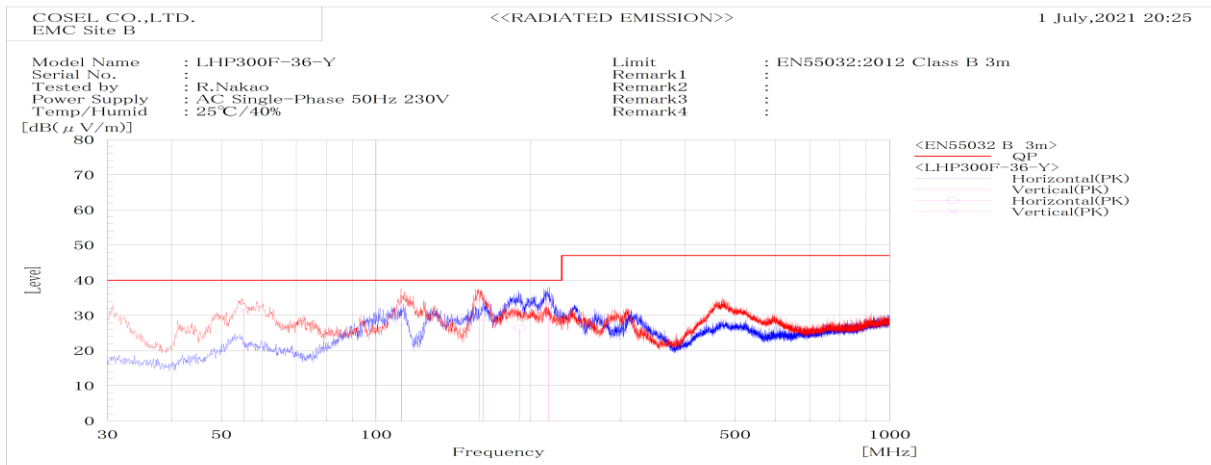


DATA SHEET		Date	05-Jul-21
Model	LHP300F-36-Y	Temp.	25 degreeC
Test	EMI Line conduction & Radiated emission	Humid.	40 %RH
		Tested by	R.Nakao



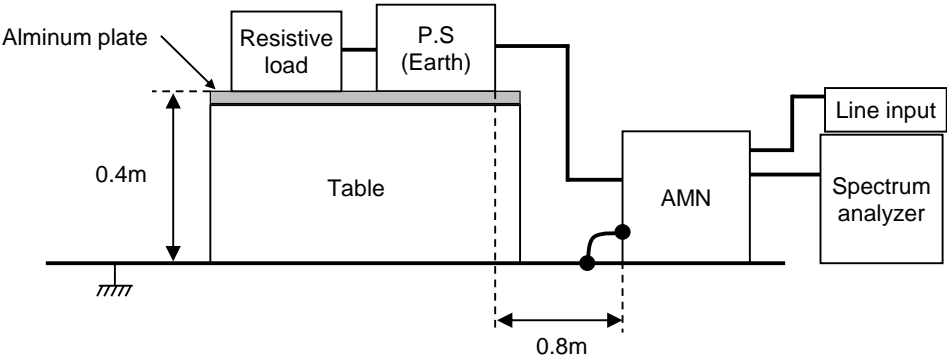
Frequency MHz	Line	Level dB(μV)		Limit dB(μV)		Margin dB		Pass/Fail	Remark
		QP	AV	QP	AV	QP	AV		
0.161	N	47.9	43.6	65.4	55.4	17.5	11.8	Pass	
0.679	N	33.2	24.0	56.0	46.0	22.8	22.0	Pass	
16.938	N	38.7	27.7	60.0	50.0	21.3	22.3	Pass	
0.161	L1	48.6	44.0	65.4	55.4	16.8	11.4	Pass	
1.662	L1	33.8	26.6	56.0	46.0	22.2	19.4	Pass	
16.84	L1	37.4	27.2	60.0	50.0	22.6	22.8	Pass	



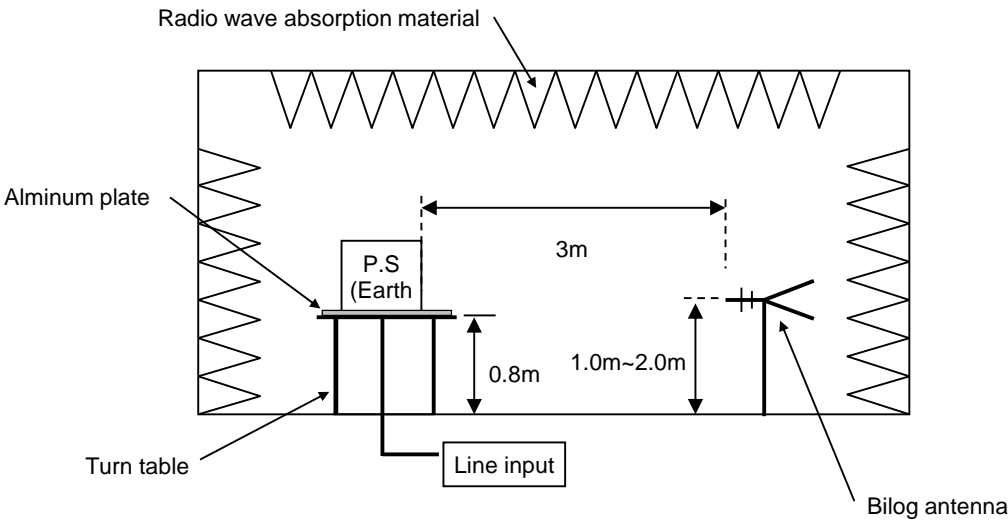
Frequency MHz	Polarization	Stability	Level dB(μV/m)		Margin dB	Pass/Fail	Height cm	Angle deg	Remark
			QP	QP					
111.978	H	Stable	28.3	40.0	11.7	Pass	186.8	0.0	
161.842	H	Stable	29.5	40.0	10.5	Pass	199.7	340.2	
190.287	H	Stable	26.4	40.0	13.6	Pass	200.0	0.0	
216.971	H	Stable	34.0	40.0	6.0	Pass	146.1	195.3	
55.221	V	Stable	31.6	40.0	8.4	Pass	100.2	0.7	
112.087	V	Stable	32.3	40.0	7.7	Pass	121.0	48.9	
159.017	V	Stable	34.0	40.0	6.0	Pass	100.0	94.9	

DATA SHEET		Date	05-Jul-21
Model	Circuit used for measurement	Temp.	25 degreeC
Test	EMI Line conduction & Radiated emission	Humid.	40 %RH
		Tested by	R.Nakao

1. Line conduction



2. Radiated emission




Conditions

Test : EMI
Model Name : LHP300F-36-Y

Photographs of test set-up

1.LINE CONDUCTION



2.RADIATED EMISSION

