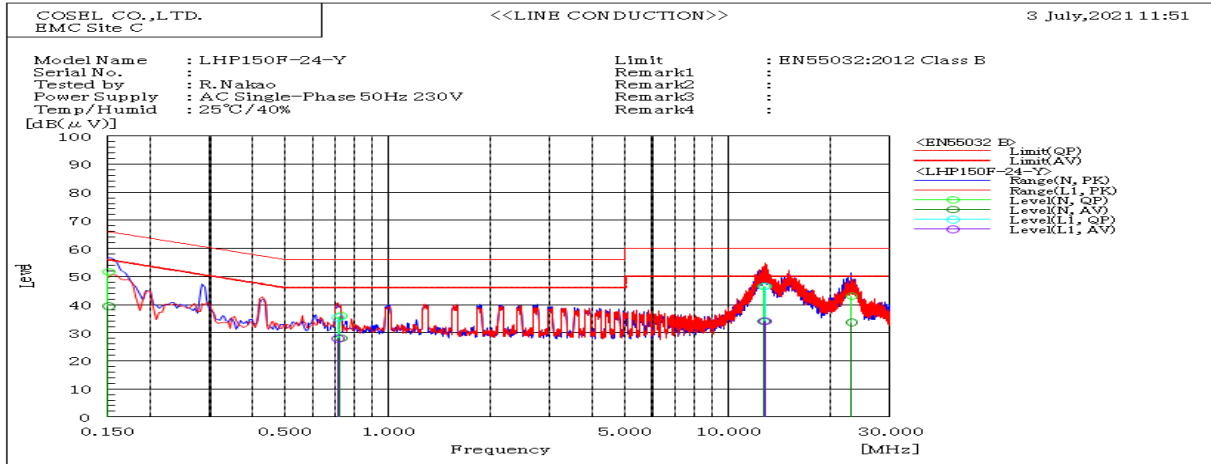
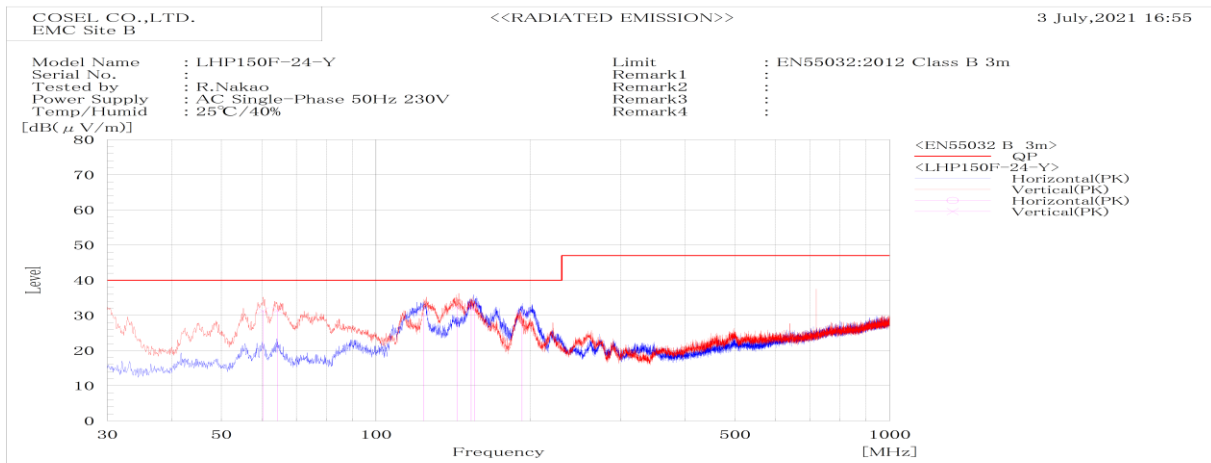


DATA SHEET		Date	05-Jul-21
Model	LHP150F-24-Y	Temp.	25 degreeC
Test	EMI Line conduction & Radiated emission	Humid.	40 %RH
		Tested by	R.Nakao



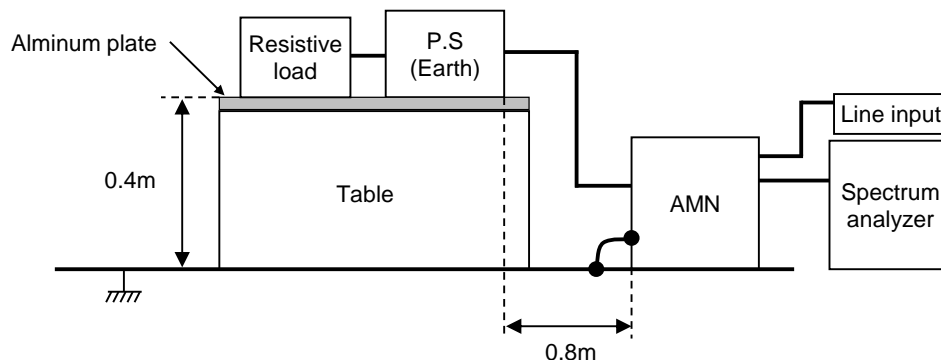
Frequency MHz	Line	Level dB(μV)		Limit dB(μV)		Margin dB		Pass/Fail	Remark
		QP	AV	QP	AV	QP	AV		
0.15	N	51.6	39.4	66.0	56.0	14.4	16.6	Pass	
0.725	N	35.9	28.1	56.0	46.0	20.1	17.9	Pass	
12.733	N	46.5	34.1	60.0	50.0	13.5	15.9	Pass	
23.183	N	43.1	33.6	60.0	50.0	16.9	16.4	Pass	
0.713	L1	35.5	27.9	56.0	46.0	20.5	18.1	Pass	
12.893	L1	46.4	34.1	60.0	50.0	13.6	15.9	Pass	



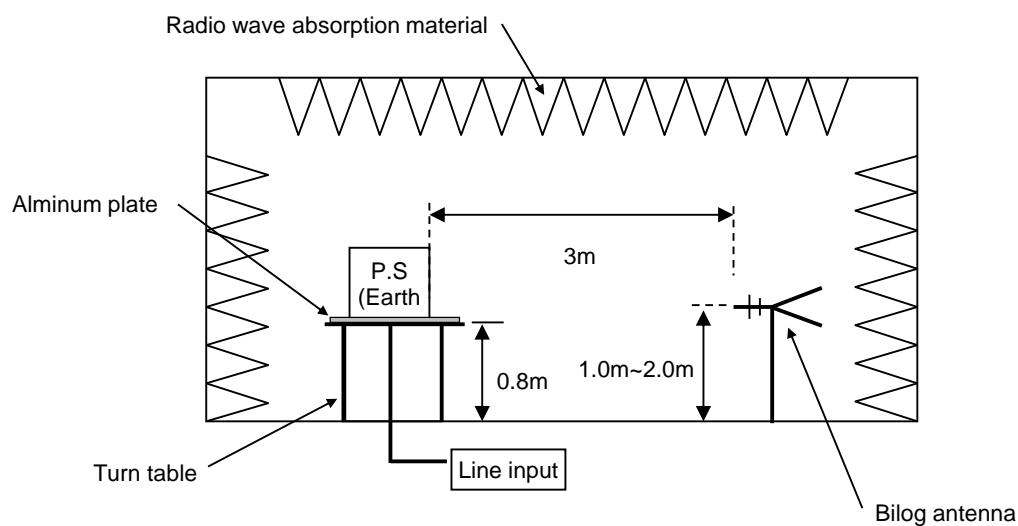
Frequency MHz	Polarization	Stability	Level dB(μV/m)		Margin dB	Pass/Fail	Height cm	Angle deg	Remark
			QP	QP					
123.925	H	Stable	30.8	40.0	9.2	Pass	199.4	353.1	
155.285	H	Stable	32.4	40.0	7.6	Pass	199.7	329.6	
192.446	H	Stable	30.9	40.0	9.1	Pass	198.8	194.7	
60.216	V	Stable	31.3	40.0	8.7	Pass	100.2	0.0	
64.270	V	Stable	31.4	40.0	8.6	Pass	100.4	300.9	
143.936	V	Stable	32.4	40.0	7.6	Pass	100.2	65.0	
153.257	V	Stable	32.1	40.0	7.9	Pass	100.0	87.7	

DATA SHEET		Date	05-Jul-21
Model	Circuit used for measurement	Temp.	25 degreeC
Test	EMI Line conduction & Radiated emission	Humid.	40 %RH
		Tested by	R.Nakao

## 1. Line conduction



## 2. Radiated emission




## Conditions

Test : EMI  
Model Name : LHP150F-24-Y

## Photographs of test set-up

### 1.LINE CONDUCTION



### 2.RADIATED EMISSION

