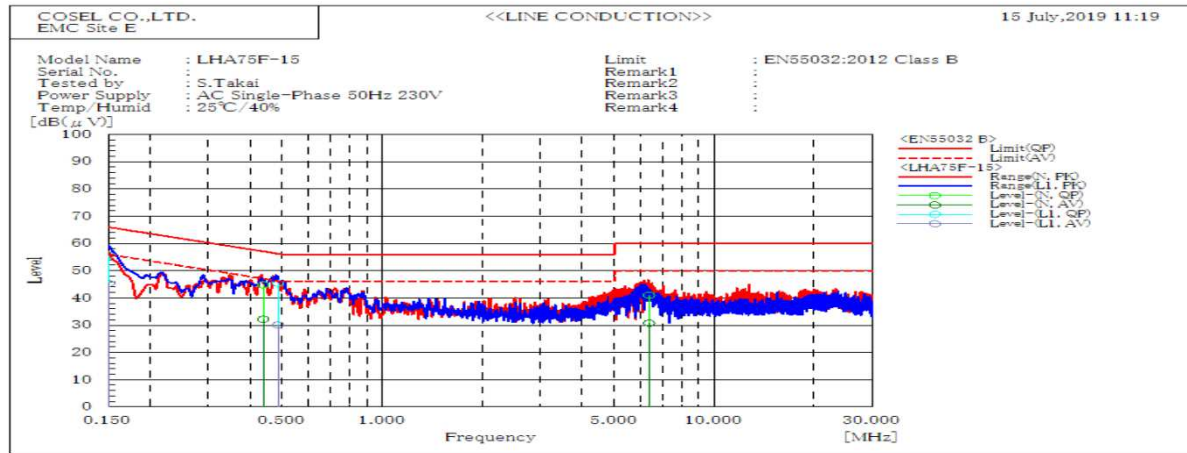
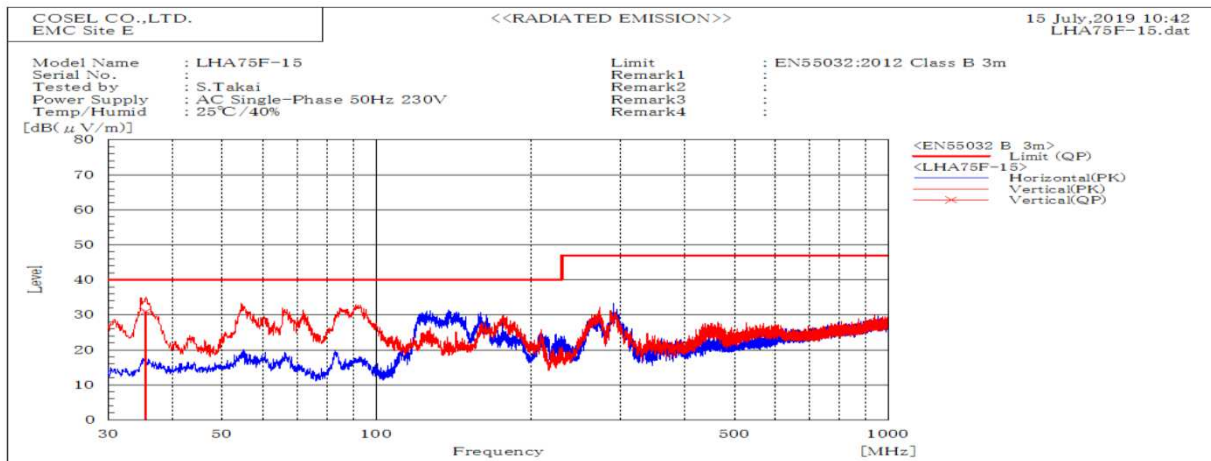


DATA SHEET		Date	09-Oct-19
Model	LHA75F-15	Temp.	25 degreeC
Test	EMI Line conduction & Radiated emission	Humid.	40 %RH
		Tested by	S.Takai



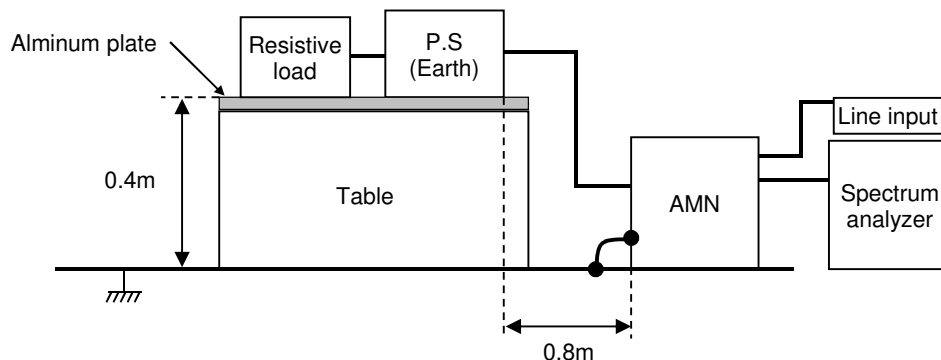
Frequency	Line	Level		Limit		Margin		Pass/Fail	Remark
MHz		dB(μV)		dB(μV)		dB			
		QP	AV	QP	AV	QP	AV		
0.15	L1	55.8	45.4	66	56	10.2	10.6	Pass	
0.486	L1	45.4	30.2	56.2	46.2	10.8	16	Pass	
0.438	N	44.9	32.2	57.1	47.1	12.2	14.9	Pass	
6.366	N	41	30.8	60	50	19	19.2	Pass	



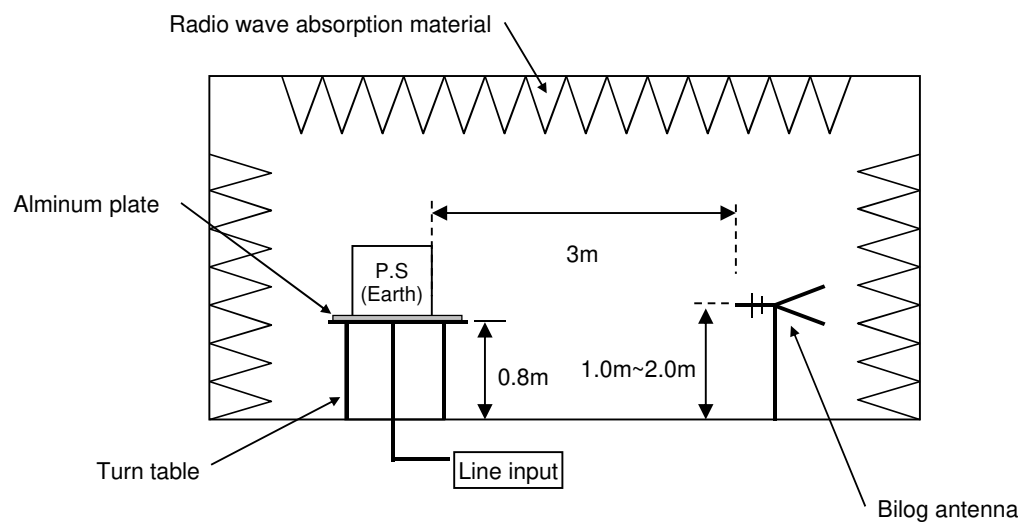
Frequency	Polarization	Stability	Level	Limit	Margin	Pass/Fail	Height	Angle	Remark
MHz			dB(μV/m)	dB(μV/m)	dB				
			QP	QP	QP		cm	deg	
35.521	V	Stable	31	40	9	Pass	100.2	219.3	
35.293	V	Stable	30.9	40	9.1	Pass	100.2	305.8	

DATA SHEET		Date	09-Oct-19
Model	Circuit used for measurement	Temp.	25 degreeC
Test	EMI Line conduction & Radiated emission	Humid.	40 %RH
		Tested by	S.Takai

1. Line conduction



2. Radiated emission



Conditions

Test : EMI
Model Name : LHA75F-15

Photographs of test set-up

1.LINE CONDUCTION



2.RADIATED EMISSION

