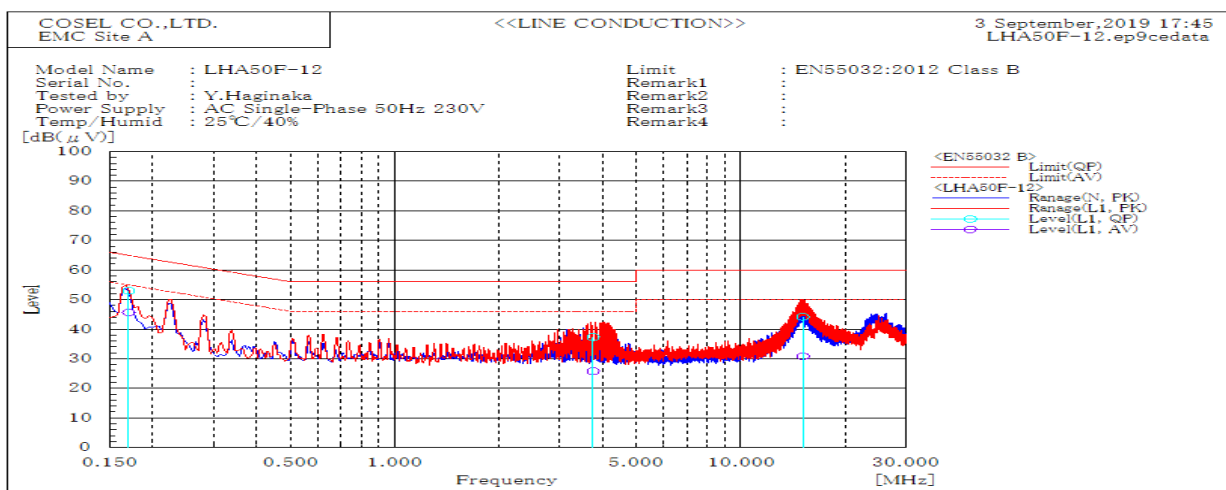
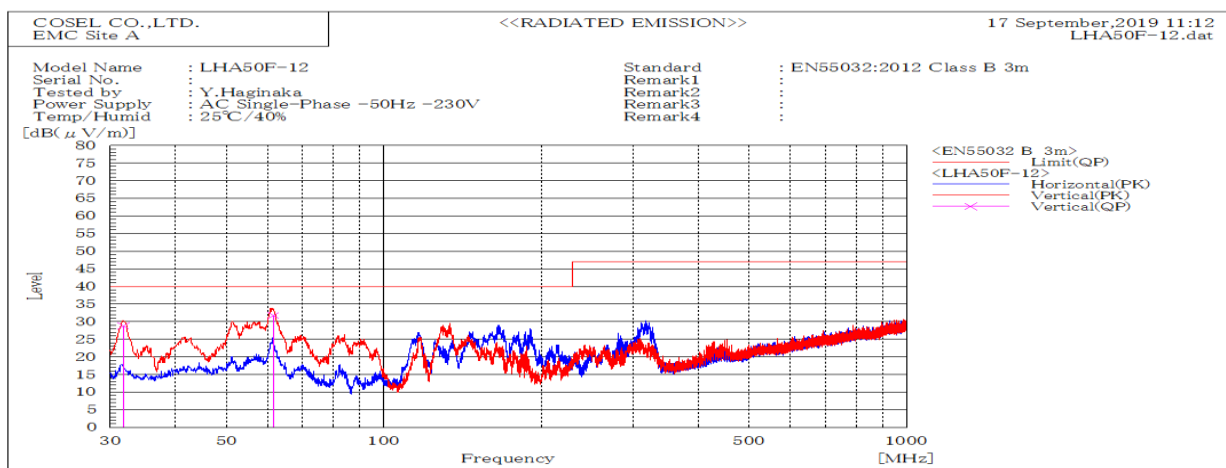


DATA SHEET

Date		10-Oct-19	
Model	LHA50F-12	Temp.	25 degreeC
Test	EMI Line conduction & Radiated emission	Humid.	40 %RH
		Tested by	Y.Haginaka



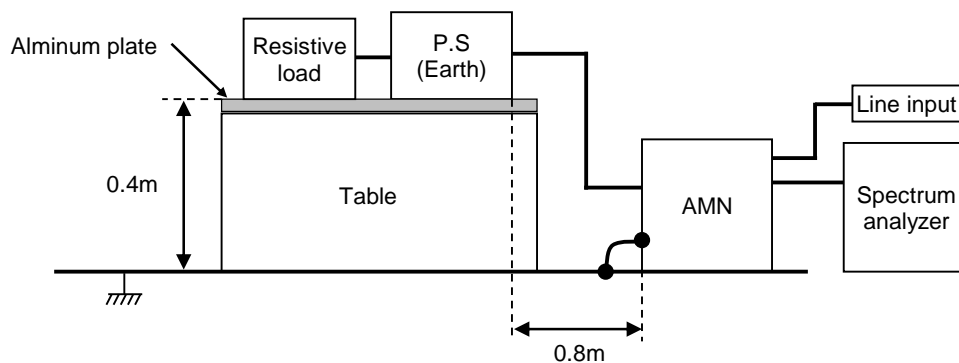
Frequency MHz	Line	Level dB(μV)		Limit dB(μV)		Margin dB		Pass/Fail	Remark
		QP	AV	QP	AV	QP	AV		
0.171	L1	53	45.7	64.9	54.9	11.9	9.2	Pass	
3.745	L1	37.3	25.8	56	46	18.7	20.2	Pass	
15.11	L1	44.2	30.8	60	50	15.8	19.2	Pass	



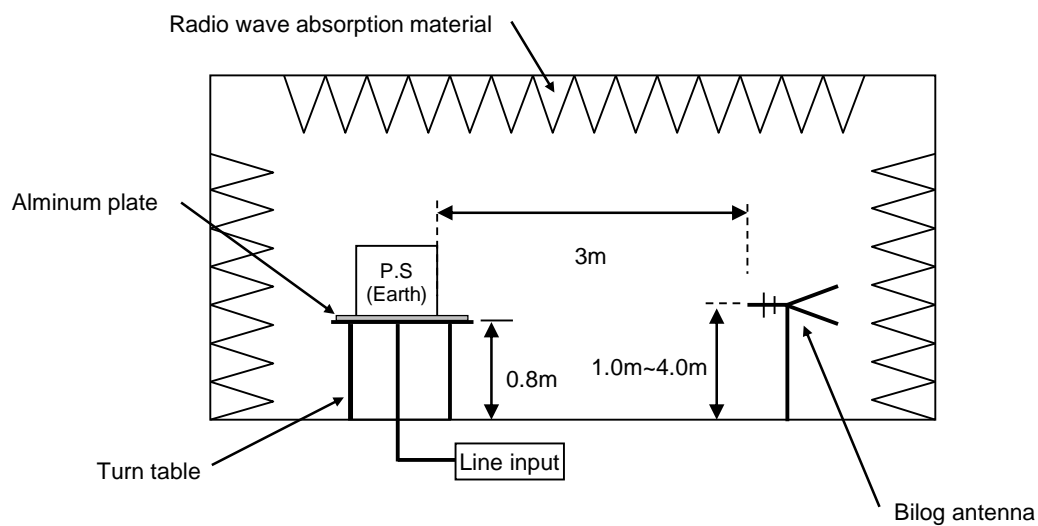
Frequency MHz	Polarization	Stability	Level dB(μV/m)	Limit dB(μV/m)	Margin dB	Pass/Fail	Height cm	Angle deg	Remark
			QP	QP	QP				
61.452	V	Stable	31.8	40	8.2	Pass	100	247.9	
31.829	V	Stable	28.8	40	11.2	Pass	100.2	252.3	

DATA SHEET		Date	10-Oct-19
Model	Circuit used for measurement	Temp.	25 degreeC
Test	EMI Line conduction & Radiated emission	Humid.	40 %RH
		Tested by	Y.Haginaka

1. Line conduction



2. Radiated emission



Conditions

Test : EMI
Model Name : LHA50F

Photographs of test set-up

1.LINE CONDUCTION



2.RADIATED EMISSION

