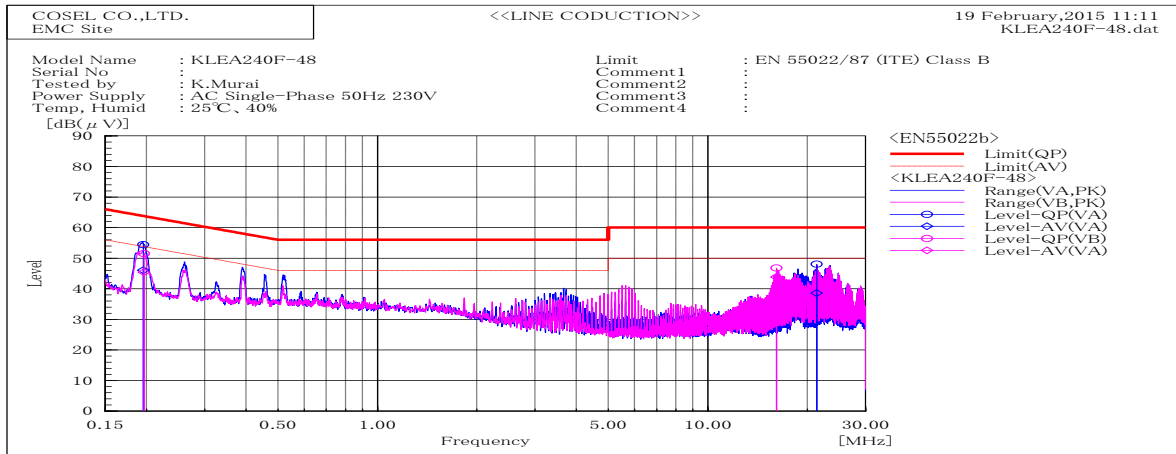
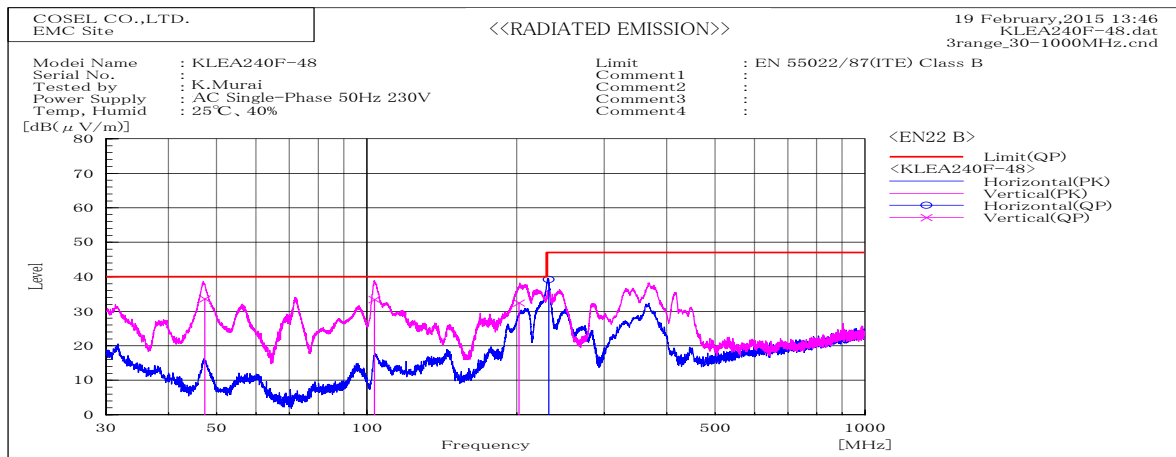


DATA SHEET		Date	27-Mar-15
Model	KLEA240F-48	Temp.	25 degreeC
Test	EMI Line conduction & Radiated emission	Humid.	40 %RH
		Tested by	K.Murai



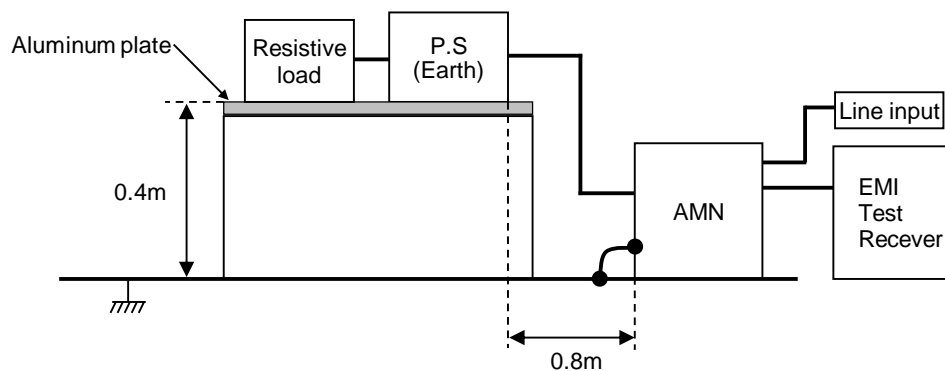
Frequency MHz	Line Phase	Reading dB(μV)		Factor dB	Level dB(μV/m)		Limit dB(μV/m)		Margin dB		Pass/ Fail	Remark
		QP	AV		QP	AV	QP	AV	QP	AV		
0.19547	VA	34.2	25.9	20.2	54.4	46.1	63.8	53.8	9.4	7.7	Pass	
0.1964	VB	31.3	25.2	20.2	51.5	45.4	63.8	53.8	12.3	8.4	Pass	
16.1157	VB	25.7	22.7	21.1	46.8	43.8	60	50	13.2	6	Pass	
21.35175	VA	26.8	17.4	21.2	48	38.6	60	50	11.9	6.8	Pass	



Frequency MHz	Polariz ation	Reading dB(μV)		Space Loss dB	Level dB(mW)		Limit dB(mW)	Margin dB	Pass/ Fail	Height cm	Angle deg	Remark
		QP	AV		QP	AV						
47.308	V	52.9	-19.3		33.6		40	6.4	Pass	105	207	
103.676	V	48.4	-15		33.4		40	6.6	Pass	100	350	
202.165	V	43.8	-11.4		32.4		40	7.6	Pass	100	156	
232.007	H	50.4	-11.2		39.2		47	7.8	Pass	132	138	

DATA SHEET		Date	27-Mar-15
Model	Circuit used for measurement	Temp.	25 degreeC
Test	EMI Line conduction & Radiated emission	Humid.	40 %RH
		Tested by	K.Murai

1. Line conduction



2. Radiated emission

