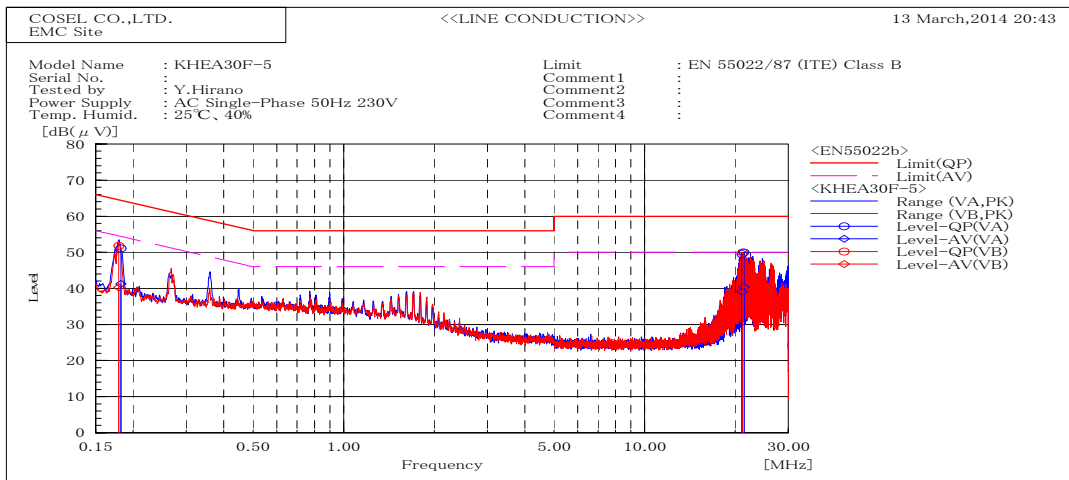
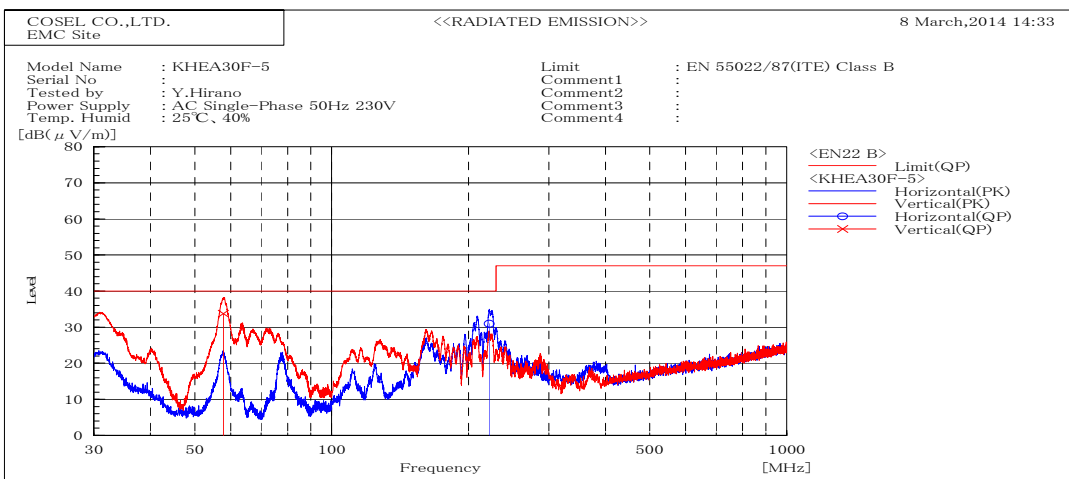


DATA SHEET			Date	02-Apr-14
Model	KHEA30F-5		Temp.	25 degreeC
Test	EMI Line conduction & Radiated emission		Humid.	40 %RH
			Tested by	Y.Hirano



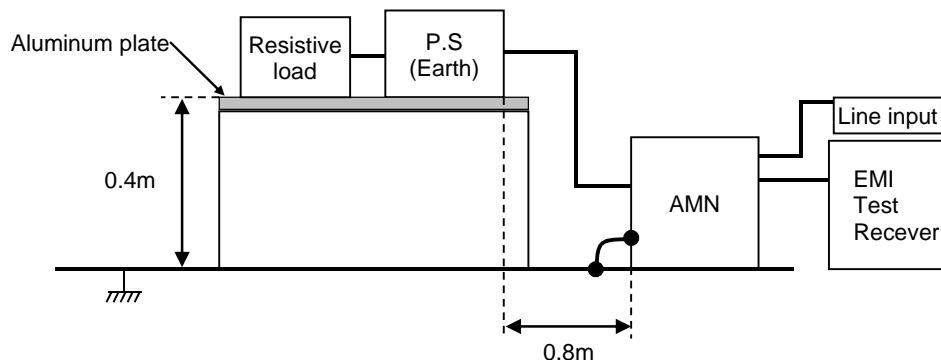
Frequency MHz	Line Phase	Reading dB(μV)		Factor dB	Level dB(μV)		Limit dB(μV)		Margin dB		Pass/ Fail	Remark
		QP	AV		QP	AV	QP	AV	QP	AV		
0.17918	VB	31.6	20.0	20.2	51.8	40.2	64.5	54.5	12.7	14.3	Pass	
0.18208	VA	30.9	21.1	20.2	51.1	41.3	64.4	54.4	13.3	13.1	Pass	
21.0382	VA	28.3	17.9	21.2	49.5	39.1	60.0	50.0	10.5	10.9	Pass	
21.1475	VB	28.8	18.5	21.2	50.0	39.7	60.0	50.0	10.0	10.3	Pass	
21.3622	VA	28.8	19.1	21.2	50.0	40.3	60.0	50.0	10.0	9.7	Pass	



Frequency MHz	Polariz ation	Stability	Reading dB(μV)		Space Loss dB	Level dB(mW)		Margin dB	Pass/ Fail	Height cm	Angle deg	Remark
			QP	AV		QP	AV					
57.776	V	Stable	54.4	-20.6		33.8	40.0	6.2	Pass	100.0	243.0	
221.921	H	Stable	41.3	-10.3		31.0	40.0	9.0	Pass	158.0	145.0	

DATA SHEET		Date	02-Apr-14
Model	Circuit used for measurement	Temp.	25 degreeC
Test	EMI Line conduction & Radiated emission	Humid.	40 %RH
		Tested by	Y.Hirano

## 1. Line conduction



## 2. Radiated emission

