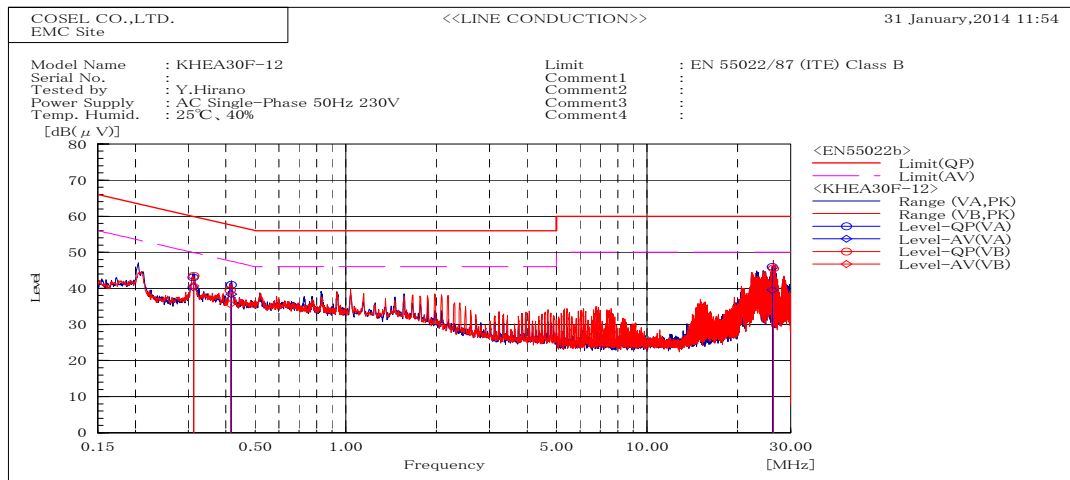
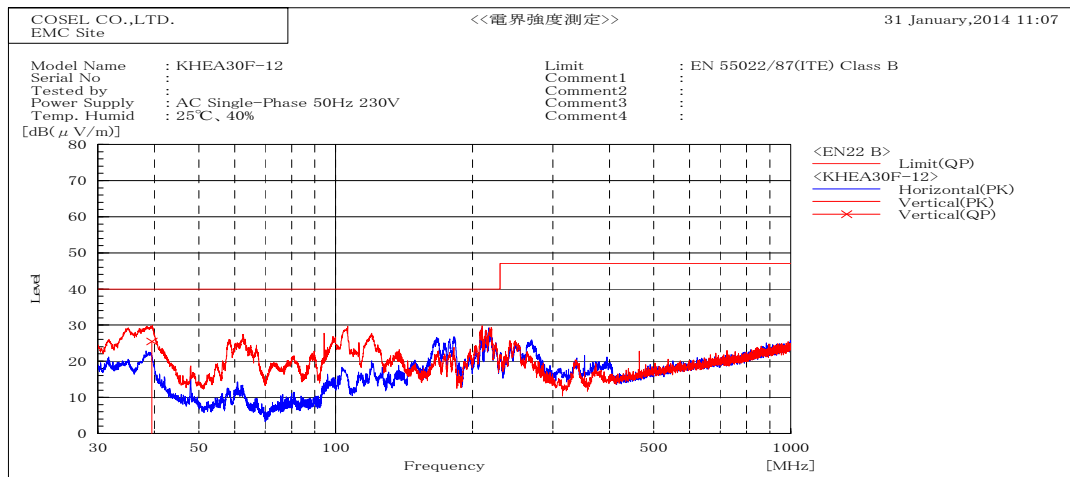


DATA SHEET				Date	02-Apr-14
Model	KHEA30F-12			Temp.	25 degreeC
Test	EMI Line conduction & Radiated emission			Humid.	40 %RH
				Tested by	Y.Hirano



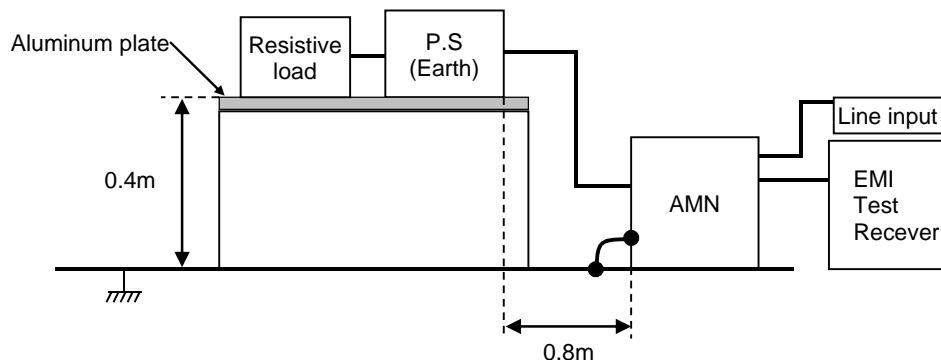
Frequency MHz	Line Phase	Reading dB(μV)		Factor dB	Level dB(μV)		Limit dB(μV)		Margin dB		Pass/ Fail	Remark
		QP	AV		QP	AV	QP	AV	QP	AV		
0.31252	VB	23.3	20.6	20.1	43.4	40.7	59.9	49.9	16.5	9.2	Pass	
0.31067	VA	23.0	20.3	20.1	43.1	40.4	60.0	50.0	16.9	9.6	Pass	
0.41322	VB	19.3	15.6	20.1	39.4	35.7	57.6	47.6	18.2	11.9	Pass	
0.41641	VA	20.9	18.3	20.1	41.0	38.4	57.5	47.5	16.5	9.1	Pass	
26.0632	VA	25.0	18.6	21.0	46.0	39.6	60.0	50.0	14.0	10.4	Pass	
26.2785	VB	24.4	18.9	21.1	45.5	40.0	60.0	50.0	14.5	10.0	Pass	



Frequency MHz	Polariz ation	Stability	Reading dB(μV)		Space Loss dB	Level dB(mW)		Margin dB	Pass/ Fail	Height cm	Angle deg	Remark
			QP	AV		QP	AV					
39.455	V	Stable	37.8		-12.3	25.5		14.5	Pass	103.0	187.0	

DATA SHEET		Date	02-Apr-14
Model	Circuit used for measurement	Temp.	25 degreeC
Test	EMI Line conduction & Radiated emission	Humid.	40 %RH
		Tested by	Y.Hirano

1. Line conduction



2. Radiated emission

