



# TEST DATA OF FSB-40-□□□-H

Noise Filter

Nov. 06 , 2017

Approved by : Tadayuki Noda Design Manager

Prepared by : Kenji Kamoi Design Engineer

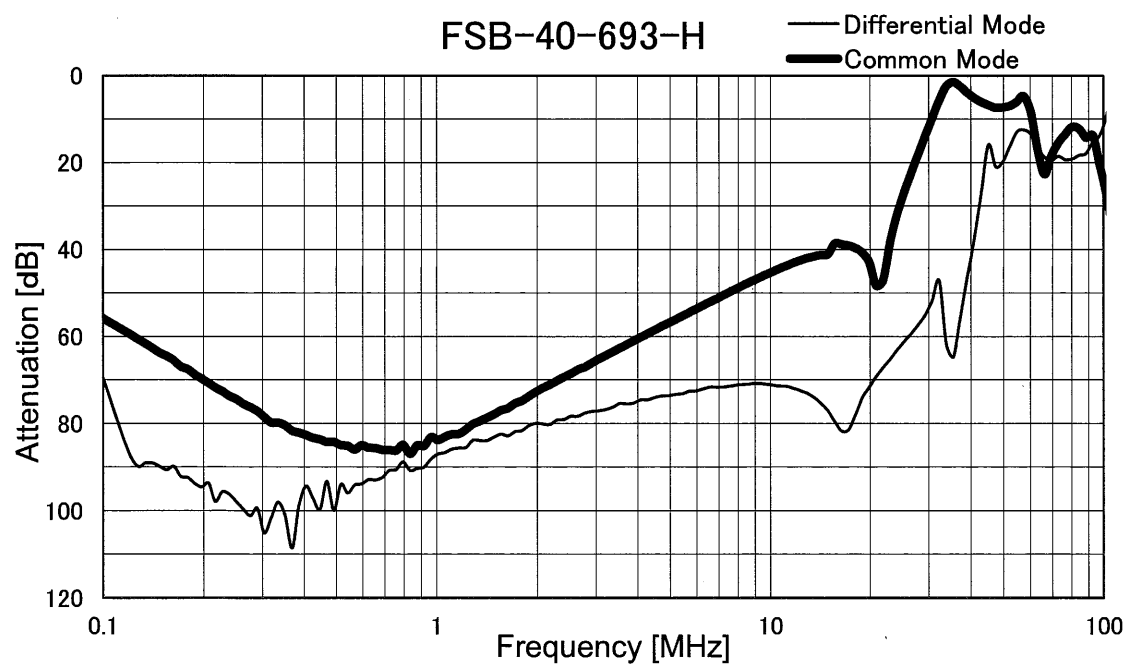
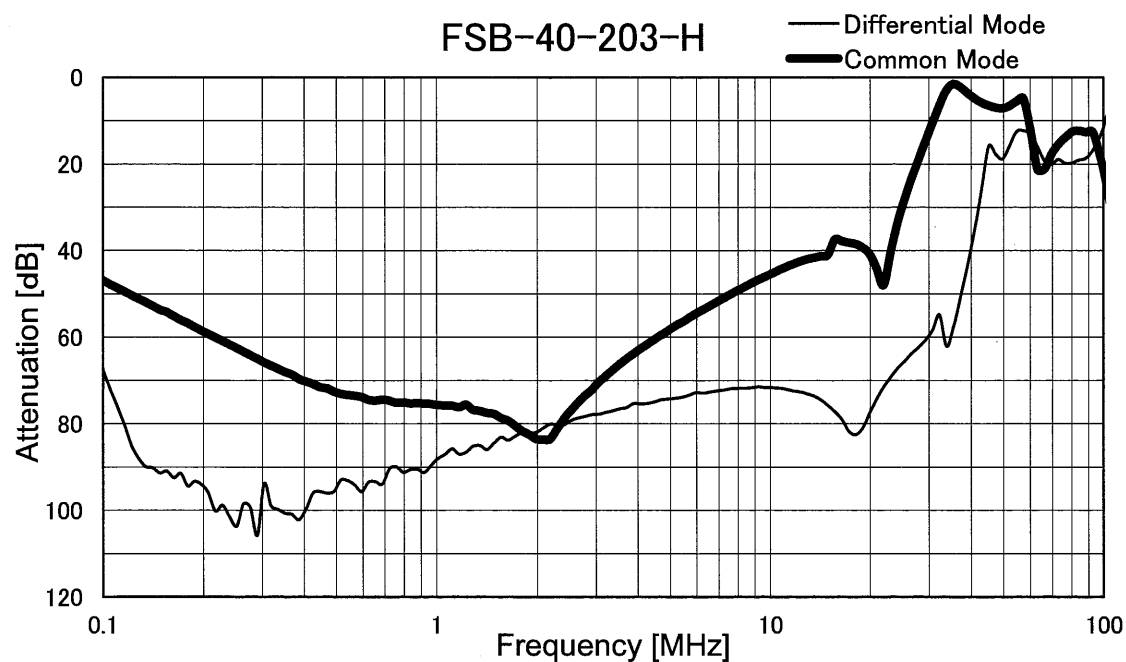
**COSEL CO.,LTD.**

## CONTENTS

1.Attenuation Characteristics .....	1
2.Leakage Current .....	3
3.Figure of Testing Circuitry .....	4
(Final Page 5)	

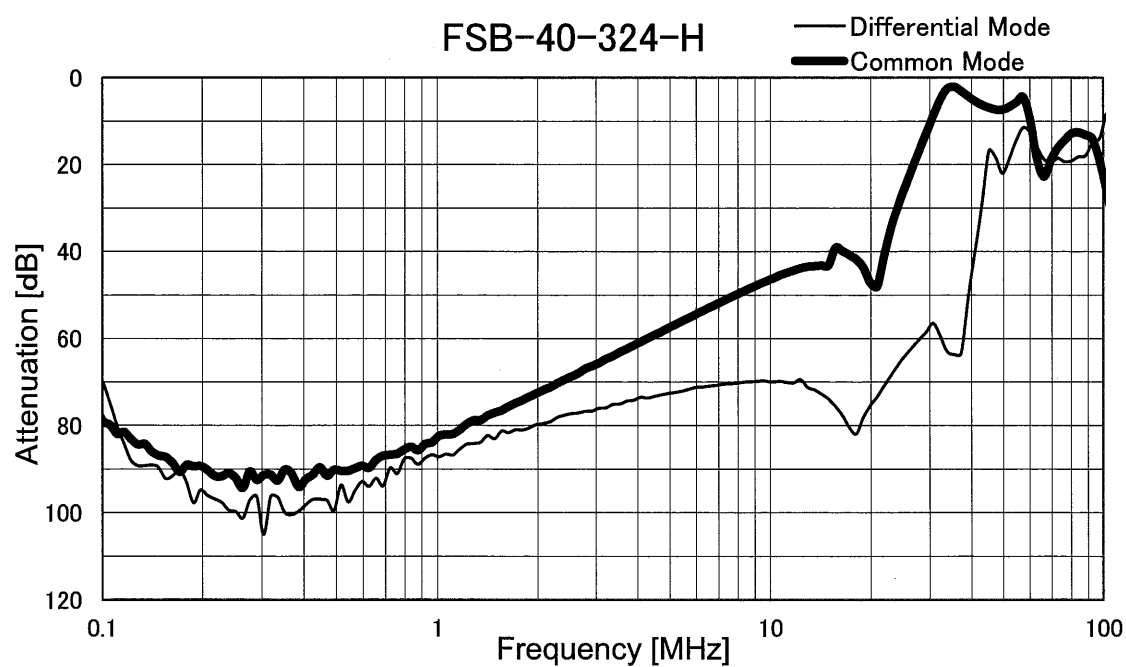
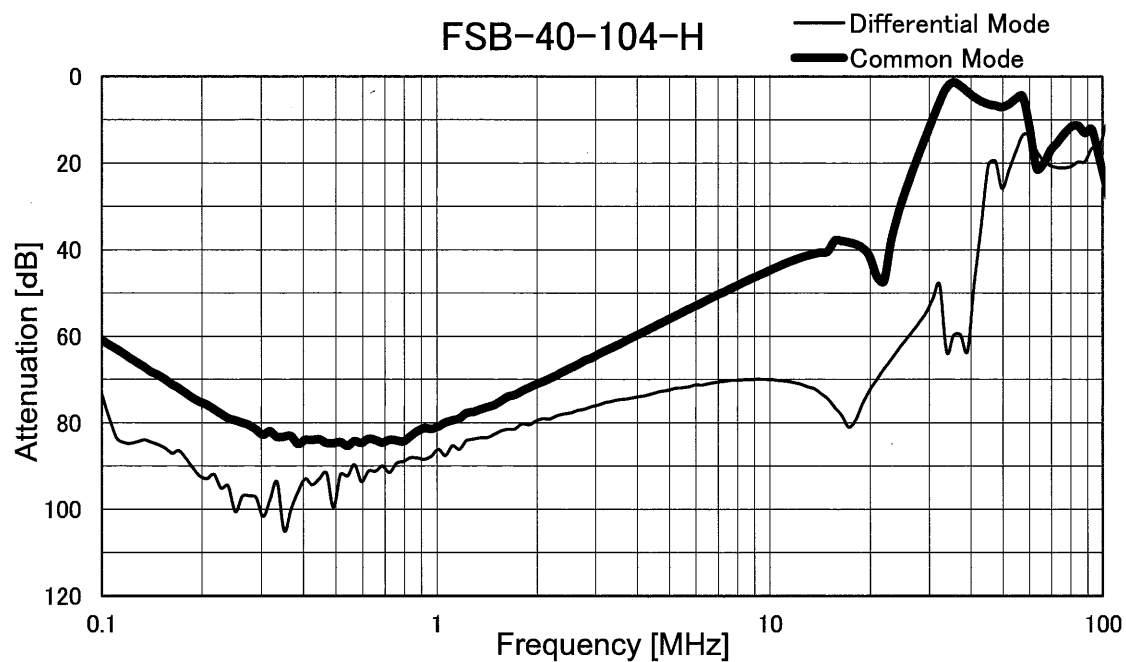
**COSEL**

		Temperature 25°C Testing Circuitry Figure A
Model	FSB-40-□□□-H	
Item	Attenuation Characteristics	
Object	_____	



**COSEL**

Model	FSB-40-□□□-H	Temperature	25°C
Item	Attenuation Characteristics	Testing Circuitry	Figure A
Object			





Model		FSB-40-□□□-H	Temperature 25°C Testing Circuitry Figure B
Item		Leakage Current	
Object		_____	

## 1.Results

[mA]

Model	Standards	Voltage system	Input Volt.					Note
			200[V]	250[V]	400[V]	480[V]	500[V]	
FSB-40-203-H	UL1283	Δ-connection	0.42	0.54	0.85	1.00	1.05	
		Wye-connection	0.003	0.004	0.005	0.005	0.005	
FSB-40-693-H	UL1283	Δ-connection	1.50	1.80	2.80	3.50	3.75	
		Wye-connection	0.01	0.01	0.02	0.02	0.02	
FSB-40-104-H	UL1283	Δ-connection	2.10	2.60	4.20	5.00	5.50	
		Wye-connection	0.02	0.02	0.02	0.02	0.02	
FSB-40-324-H	UL1283	Δ-connection	6.50	8.00	13.0	15.5	16.5	
		Wye-connection	0.07	0.07	0.08	0.09	0.09	

## 2.Condition

Leakage current value is concluded after measuring both phases of AC input and by choosing the larger one.

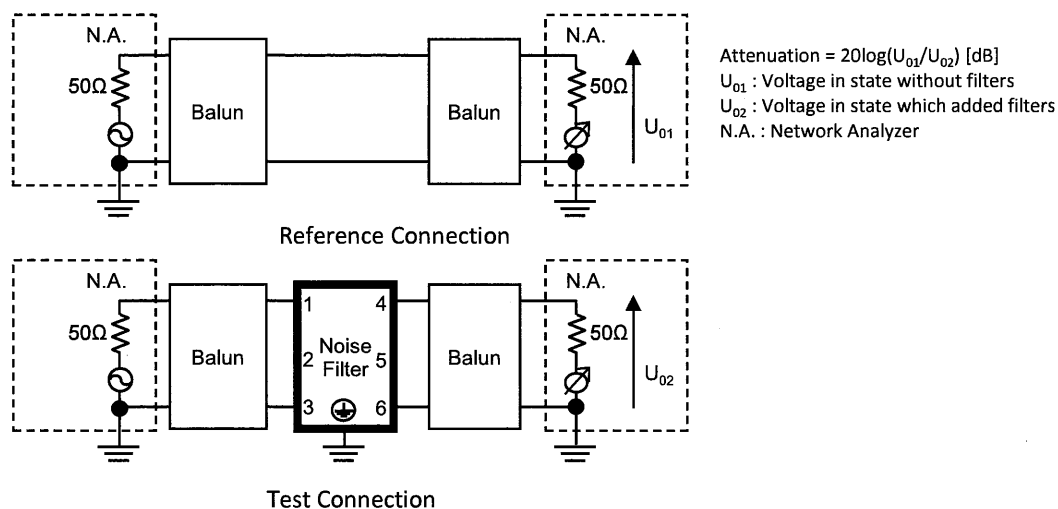


Figure A - 1 Differential mode attenuation measurement

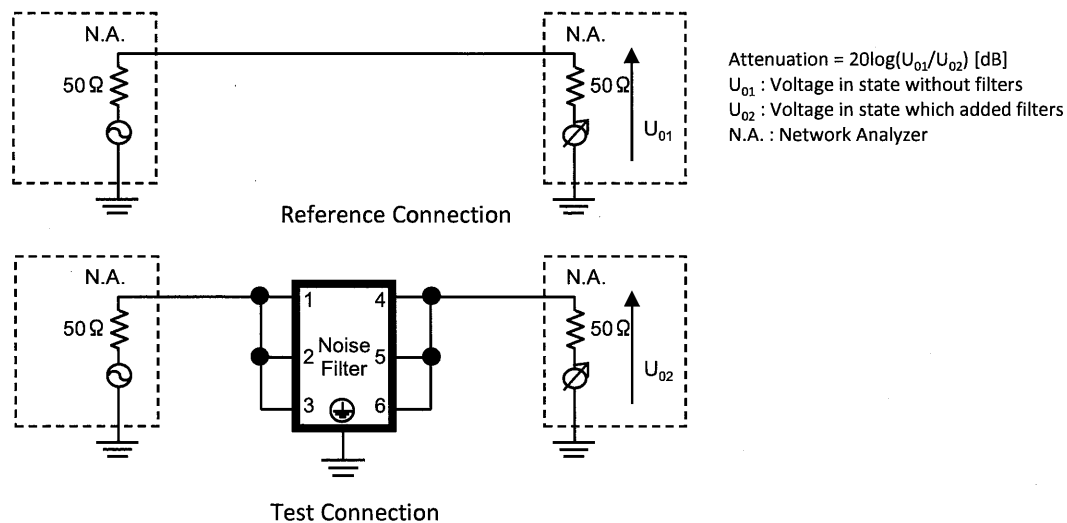


Figure A - 2 Common mode attenuation measurement

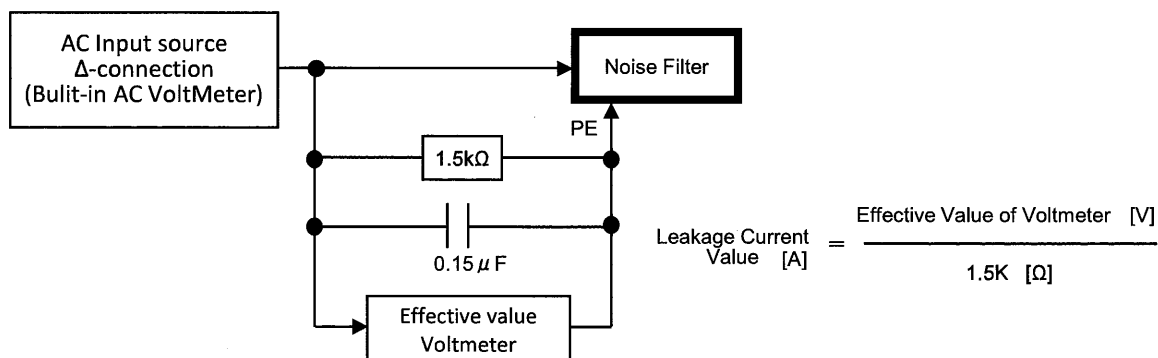


Figure B - 1 Leakage current measurement ( UL1283 Δ-connection)

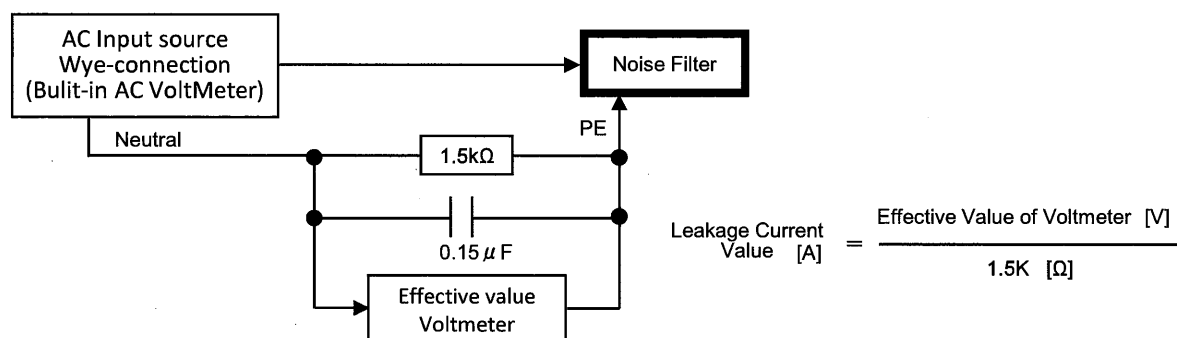


Figure B - 2 Leakage current measurement ( UL1283 Wye-connection)