

Heat sink

Heat sink is prepared for HCA3500TF.

Table Heat sink for HCA3500TF

No	Model	Size	Thermal resistance [°C/W]	Weight
1	F-HCA-F1	Refer to Fig.1	Refer to Fig.2	2,100g max

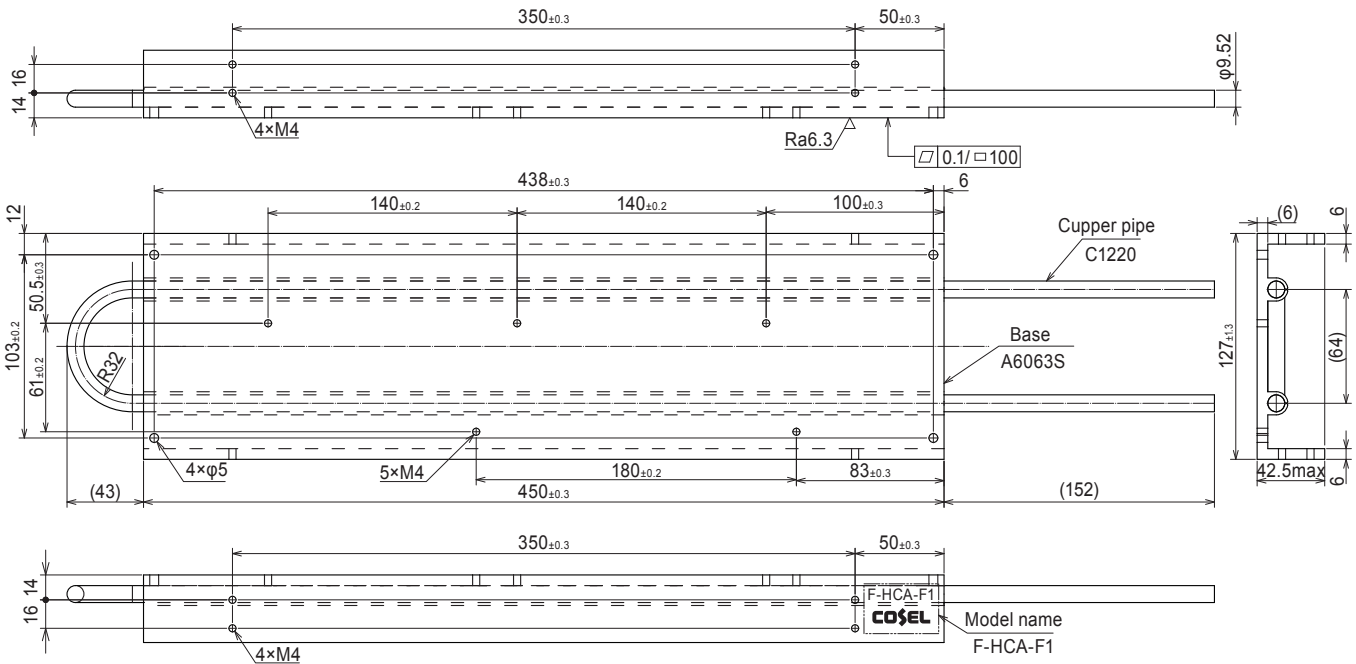


Fig.1 F-HCA-F1 External view

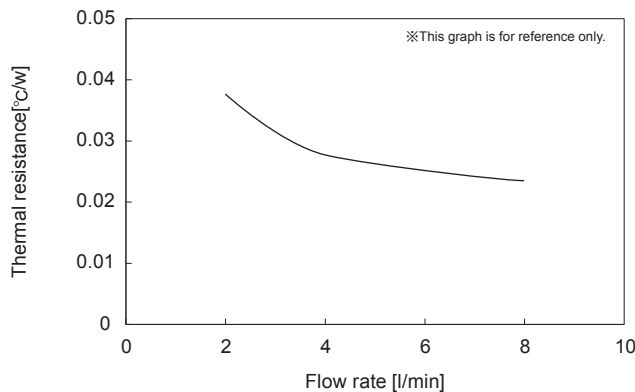


Fig.2 Thermal resistance of heat sink(Liquid cooling)

HCA Series HFA Series

Mating harness

Model	Harness model #	Contents
HCA3500TF HFA3500TF	H-SN-74	Harness for using functions of CN1 and CN2. (Single side housing)
	H-SN-75	Harness for using functions of CN3 without digital communication. (Single side housing)
	H-SN-76	Harness for using functions of CN3. (Single side housing) (For -I4 option)
	H-PA-18	Harness for parallel operation. (Both side housing)

●Model number
H-SN-74

Housing : PDHR-08VS(J.S.T)
Pin : SPHD-002T-P0.5(J.S.T)
Weight : 10g max

●External view

●Wire

Pin #	Wire	AWG	Color	Length ℓ (mm)
1	UL1061	28	red	500
2	-	-	-	-
3	-	-	-	-
4	UL1061	28	black	500
5	UL1061	28	green	500
6	-	-	-	-
7	UL1061	28	yellow	500
8	UL1061	28	gray	500

●Model number
H-SN-75

Housing : PDHR-14VS(J.S.T)
Pin : SPHD-002T-P0.5(J.S.T)
Weight : 20g max

●External view

●Wire

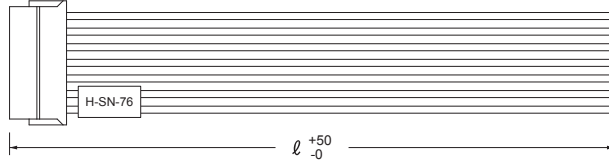
Pin #	Wire	AWG	Color	Length ℓ (mm)
1	UL1061	24	white	500
2	UL1061	28	gray	500
3	UL1061	24	orange	500
4	-	-	-	-
5	-	-	-	-
6	-	-	-	-
7	UL1061	28	purple	500
8	-	-	-	-
9	UL1061	28	red	500
10	UL1061	28	black	500
11	UL1061	28	pink	500
12	UL1061	28	gray	500
13	UL1061	28	orange	500
14	UL1061	28	blue	500

●Model number

H-SN-76

Housing : PDHR-14VS(J.S.T)
 Pin : SPHD-002T-P0.5(J.S.T)
 Weight : 25g max

●External view



●Wire

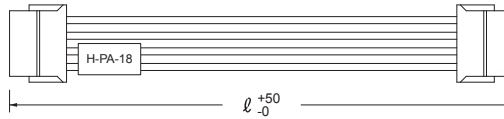
Pin #	Wire	AWG	Color	Length l (mm)
1	UL1061	24	white	500
2	UL1061	28	gray	500
3	UL1061	24	orange	500
4	UL1061	28	blue	500
5	UL1061	28	yellow	500
6	UL1061	28	brown	500
7	UL1061	28	purple	500
8	UL1061	28	green	500
9	UL1061	28	red	500
10	UL1061	28	black	500
11	UL1061	28	pink	500
12	UL1061	28	gray	500
13	UL1061	28	orange	500
14	UL1061	28	blue	500

●Model number

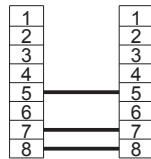
H-PA-18

Housing : PDHR-08VS(J.S.T)
 Pin : SPHD-002T-P0.5(J.S.T)
 Weight : 7g max

●External view



●Wiring diagram



●Wire

Pin #	Wire	AWG	Color	Length l (mm)
1	-	-	-	-
2	-	-	-	-
3	-	-	-	-
4	-	-	-	-
5	UL1061	28	green	180
6	-	-	-	-
7	UL1061	28	yellow	180
8	UL1061	28	gray	180