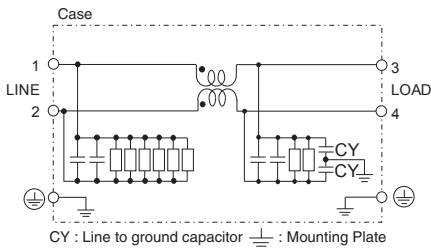
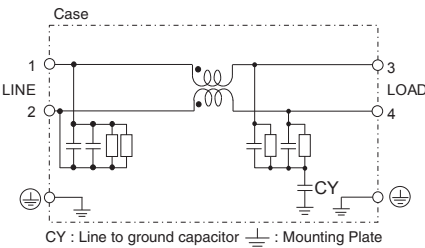


Circuit Diagram

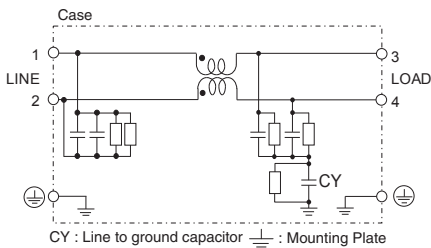
(1) Line to ground capacitor code :000,471,222,472,223



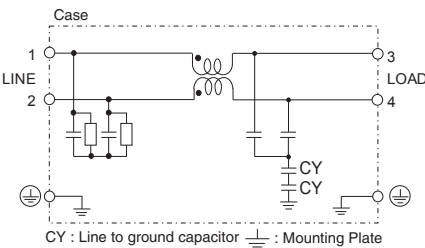
(2) Line to ground capacitor code :683



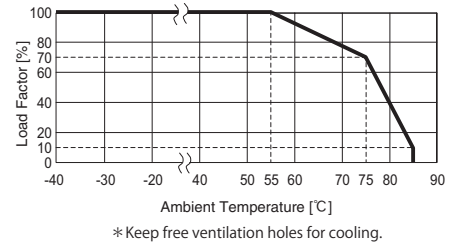
(3) Line to ground capacitor code :224,155



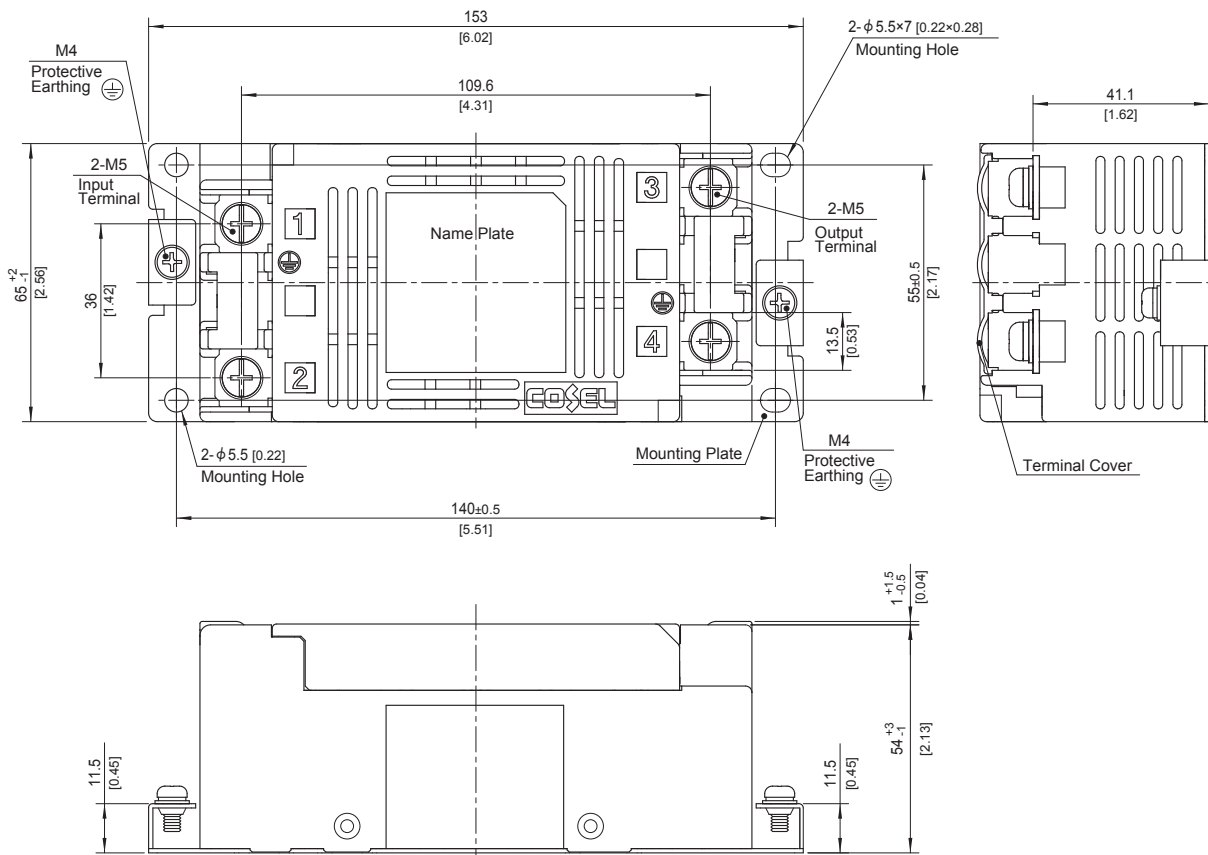
(4) Line to ground capacitor code :103,223,683
Option : F



Derating Curve



External view



- ※ Dimensions in mm, []=inches
- ※ Tolerance: ±1 [±0.04]
- ※ Weight: 750g max
- ※ Mounting Plate: Hot-dip Galvanized Steel board t=1.0 [0.04]
- ※ Case Material: PBT
- ※ Terminal block screw tightening torque M5: 3.0N·m max
- ※ Protective Earthing (PE) screw tightening torque M4 : 1.6N·m max
- ※ Can not be mounted upside-down. (mounted the top surface)
- ※ Keep free ventilation holes for cooling.
- ※ Can be mounted using the 2 corner mounting holes.